



The NatWest Series

## Final act of a thrilling series

AUSTRALIA and Pakistan are both in superb form as they prepare to bring the curtain down on an eventful tournament having both won their last group games.

Pakistan claimed the honours in the dress rehearsal for the final with a memorable victory over the world champions in a dramatic day/night encounter at Trent Bridge on Tuesday.

The game lived up to its billing right from the onset as Saeed Anwar and Saleem Elahi tore into the Australia attack. Elahi was in particularly impressive form, blasting 79 from 91 balls as Pakistan plundered 290 from their 50 overs.

But, never wanting to be outdone, the Australians responded in fine style with Adam Gilchrist attacking the Pakistan bowling with equal relish. The wicketkeeper sensationally raced to his 20th one-day international half-century in just 29 balls on his way to a quick-fire 70.

Once Saqlain Mushtaq had ended his 44-ball knock however, skipper Waqar Younis stepped up to take the game by the scruff of the neck. The pace star is bowling as well as he has done in years as his side come to the end of their tour of England and his figures of six for 59 fully deserved the man of the match award and to take his side to victory.

Such a victory may hand Pakistan the advantage going into the final but, like the great champions they have become, Australia bounced back in style with a crushing win over hosts England at The AMP Oval.

Their eight-wicket win was another superb all-round performance of the standard we have come to expect from Steve Waugh's side.

It sets up what promises to be a superb final, with both teams seemingly at the top of their games. Australia won the last time the two met at Lord's, in the World Cup final two years ago, and the home of cricket again provides the perfect stage for another clash of cricket's undoubted one-day heavyweights.

# The NatWest Series 2001

Saturday **23** June

## CONTENTS

- |     |                                      |   |   |
|-----|--------------------------------------|---|---|
| 2   | Match review – Australia v England   | 6 | Regulations, umpires & 2002 fixtures          |
| 3&4 | Final preview – Australia v Pakistan | 7 | 2000 NatWest Series results & One day records |
| 5   | 2001 fixtures, results & averages    |   |   |



## Newswire on line

Welcome to the latest issue of The NatWest Series Newswire.

Updated editions will be produced after each game and will be available in the press boxes at the match venues.

You can also download your own copy of the Newswire from the ECB website. Simply visit the site at [ecb.co.uk](http://ecb.co.uk), click on The NatWest Series references and follow the prompts.

You will need Adobe Acrobat software, which can be downloaded free of charge from [adobe.com](http://adobe.com) if you haven't already got it. The whole process should only take a few minutes and will enable you to print any or all of the Newswire pages.

A NatWest Series stats review will be sent by e-mail only after the Final.

To make sure you receive the file please send your e-mail address to [phil.ascough@pa.press.net](mailto:phil.ascough@pa.press.net)

## Final Group Standings

Name	P	W	L	NR	R/R	Pts
Australia	6	4	1	1	0.93	9
Pakistan	6	4	1	1	0.70	9
England	6	0	6	0	-1.33	0

Your NatWest Series Newswire contacts

NatWest: Octagon Marketing  
Lucinda Harding tel 07788 716032  
Joss Sargent tel 07850 935685

Content: Press Association  
Phil Ascough  
tel 01430 455673  
fax 0870 124 0815  
e-mail [phil.ascough@pa.press.net](mailto:phil.ascough@pa.press.net)

**“PA” SPORT**



# ENGLAND v AUSTRALIA



21st June at The AMP Oval

Australia beat England by 8 wickets

## Match Review

AUSTRALIA claimed top spot in The NatWest Series table with an emphatic eight-wicket win over hosts England at The AMP Oval.

The Aussies took charge in the very first over when Glenn McGrath removed Marcus Trescothick and never relinquished their grip on the game.

Adam Gilchrist and Ricky Ponting were again in destructive mood as Steve Waugh's side cruised to their 177-run target with almost 20 overs to spare.

England fell way short of a competitive total as the Australian attack again won their battle with the hosts' top order. Nick Knight was the mainstay of the innings but his dismissal for 48, after the middle order of Owais Shah, Ally Brown and Paul Collingwood had mustered just 11 between them, was a serious blow.

All-rounder Ben Hollioake, who has performed impressively in all disciplines throughout the series, weighed in with 22 but his run out after Damien Fleming deflected Robert Croft's powerful drive onto the stumps seemed to sum up England's luck.

Croft with 20 and Andy Caddick with 36 lifted England to respectability but their total was to prove wholly inadequate once Gilchrist and Ponting got going.

Gilchrist carried on from where he left off against Pakistan on Tuesday, although his 80 runs came from a more pedestrian 90 balls. At the other end, Ponting tucked into the bowling to add a second half-century to the hundred he has already scored in The NatWest Series.

He finished unbeaten on 70, with the man reputed to be the world's best one-day batsman, Michael Bevan, hardly needed coming in at number four.

England's only moments of success came when Robert Croft, who turned in a solid performance, claimed the wicket of Gilchrist and Andy Caddick removed opener Matthew Hayden cheaply.

### Alec Stewart

"It's been a hard one-day series for us - we knew it would be hard with five or six regulars out.

"My biggest concern is that we brought younger players in, they've gained in their experience and hopefully they've learned.

"My only concern is that they don't go away scarred through being involved in six defeats on the trot so that when they come back, I'd like them to do it with their heads held high.

"You've got to put the new or younger guys in at some stage.

"For a good Oval wicket it's 250-260 minimum. We were a hundred short or so, we didn't really give ourselves a chance of winning - we carried on where we left off in the last five games."

### Steve Waugh

"It was a good victory. Our intensity in the field was better, our bowling was good and our batting very aggressive.

"But we've got a bit of a way to go yet - there are certainly some areas we can improve.

"We're playing good cricket but now it all comes down to the final.

"It's hard to know what our best 11 is but we'll have a good think about how we can beat Pakistan and exploit their weaknesses."

## Scorecard

England won the toss

ENGLAND					
	Runs	6s	4s	Bls	Min
M E Trescothick b McGrath	0	0	0	6	3
*†A J Stewart c Bevan b Lee	22	0	4	46	63
N V Knight c Gilchrist b Fleming	48	0	6	81	127
O A Shah c Gilchrist b Harvey	1	0	0	4	2
A D Brown c Ponting b Lee	1	0	0	7	12
P D Collingwood c Harvey b McGrath	9	0	1	9	21
B C Hollioake run out	22	0	3	31	36
R D B Croft c McGrath b Harvey	20	0	3	30	39
D Gough b Lee	0	0	0	1	1
A R Caddick c Hayden b Bevan	36	0	6	44	49
A D Mullally not out	3	0	0	11	22
Extras (lb1 w3 nb10)	14				
Total (43.2 overs)	176				
Fall: 1-0, 2-51, 3-53, 4-59, 5-81, 6-109, 7-119, 8-119, 9-155.					
Bowling: G D McGrath 9-4-27-2, D W Fleming 10-1-37-1, I J Harvey 10-2-31-2, B Lee 10-0-63-3, A Symonds 3-0-13-0, M G Bevan 1.2-0-4-1.					

AUSTRALIA					
	Runs	6s	4s	Bls	Min
†A C Gilchrist c & b Croft	80	0	14	90	122
M L Hayden c Mullally b Caddick	8	0	2	16	28
R T Ponting not out	70	2	8	71	105
M G Bevan not out	4	0	0	11	10
Extras (w6 nb9)	15				
Total (for 2, 30.1 overs)	177				
Fall: 1-39, 2-163.					
Did Not Bat: M E Waugh, *S R Waugh, A Symonds, I J Harvey, B Lee, D W Fleming, G D McGrath.					
Bowling: D Gough 5-0-39-0, A R Caddick 8-0-51-1, A D Mullally 4-1-27-0, R D B Croft 7-2-21-1, B C Hollioake 2-0-18-0, P D Collingwood 4.1-0-21-0.					
Umpires: D J Constant and G Sharp.					

## NatWest Man of the Match

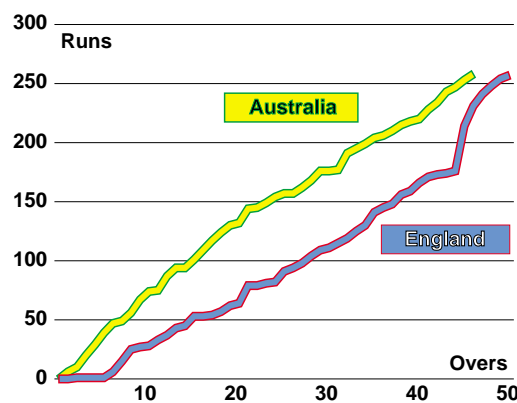
The Tasmanian has underlined his class with some superb performances in The NatWest Series. His unbeaten 70 against England at The AMP Oval was another outstanding demonstration of his talent. The knock takes his average for the series to an impressive 87.66 and his run tally to 263 from four innings. It came after his 102 against England at Bristol and 70 against Pakistan at Cardiff. Ponting troubled the England bowlers for 105 minutes, hitting eight fours and two sixes in his 71 balls.



## Ricky Ponting

Runs	70
Wickets	0
Catches	1

## Run Graph



### Runs scored at the end of 5 over periods

Overs	England	Australia
5	1	39
10	28	74
15	53	101
20	64	132
25	91	157
30	111	176
35	141	
40	166	
45	176	
50		

## Bowling Speeds

### Australia

Name	Min (mph)	Max (mph)	Ave (mph)
Fleming	56.6	86.1	79.6
Bevan	45.8	51.6	49.4
Harvey	60.5	84.5	79.5
Lee	56.4	91.9	82.8
McGrath	78.6	84.7	81.9
Symonds	48.1	63.6	54.4

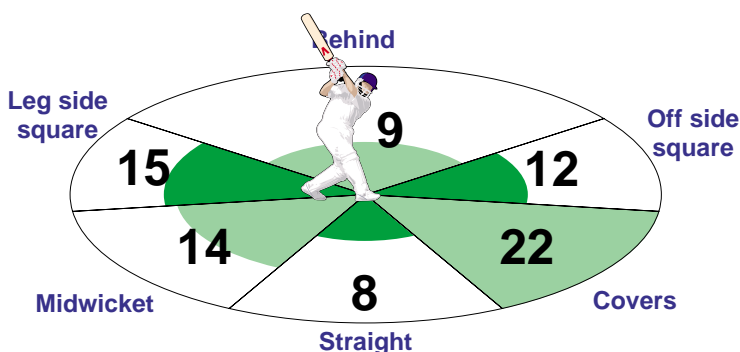
Fastest ball by: Lee 91.9 mph  
 Highest average: Lee, 82.8 mph  
 Highest Recorded Dismissal Speed:  
 Lee: Speed - 82.9 mph (Wicket of Stewart)

### England

Name	Min (mph)	Max (mph)	Ave (mph)
Caddick	57.2	88.6	84.3
Collingwood	64.3	79.1	74.7
Croft	47.8	60.1	53.5
Gough	81.5	88.1	86.4
Hollioake	70.9	79.3	76.9
Mullally	69.3	79.0	77.4

Fastest ball by:  
 Caddick 88.6 mph  
 Highest average:  
 Gough 86.4 mph  
 Highest Recorded Dismissal Speed:  
 Caddick: Speed - 85.2 mph (Wicket of Hayden, ct Mullally)

## Best Innings Adam Gilchrist 80 off 90 balls in 122 minutes





# AUSTRALIA v PAKISTAN



## The Final, 23rd June at Lord's

Match Preview	Recent Meetings	Australia Squad	Pakistan Squad
<p>Pakistan have the chance to avenge their World Cup final defeat of two years ago as they prepare to take on Australia at Lord's. Australia ran out easy winners on that occasion but Pakistan will go into The NatWest Series final high on confidence after their win over the world champions on Tuesday.</p> <p>But, if anything, Australia are now an even more formidable one-day unit than they were during the summer of 1999. The personnel has changed little in the intervening years and the side have known little else but success under the guidance of Steve Waugh.</p> <p>Both sides have class in all departments. Pakistan's opening pair of Saeed Anwar and Shahid Afridi have provided plenty of excitement during the tournament but Australia, with Adam Gilchrist at the top of the order, have been even more explosive.</p> <p>Saleem Elahi took over as opener in Pakistan's last outing and did exceptionally well, and their middle order, bolstered by the likes of Yousef Youhana, Azhar Mahmood and Abdur Razzaq, is a tough nut to crack. The ever-colourful Inzamam-ul-Haq will doubtless be in the mood for a few runs too.</p> <p>Australia have an embarrassment of riches in the batting department. In recent times they have had to operate a rotation policy with the likes of Michael Bevan, Ricky Ponting, Mark Waugh, Damien Martyn and Andrew Symonds unable to fit into the same side.</p> <p>Bowling-wise Pakistan have plenty to offer with Waqar Younis enjoying some of the best form of his career and Wasim Akram back in action after missing part of the series with a shoulder injury. For Australia, Glenn McGrath and Jason Gillespie have both shone with some superb new-ball spells and Brett Lee joined in the fun against England at The AMP Oval.</p> <p>The youngster claimed three wickets in his side's emphatic win and, although he may have conceded more runs than he would have liked, he left the home side in no doubt as to the kind of pace he can generate.</p>	<p><b>4th February 2000</b>  <b>Sydney: Australia beat Pakistan by 152 runs</b>            Australia 337 for 7 (50 overs) (R.T.Ponting 78, M.E.Waugh 53, A.C.Gilchrist 51, A.Symonds 45, S.R.Waugh 37);            Pakistan 185 (36.3 overs) (Yousuf Youhana 41, Moin Khan 33, G.D.McGrath 5-49, B.Lee 3-51)</p> <p><b>9th Jun 2001</b>  <b>Cardiff: Pakistan lost to Australia by 7 wickets</b>            Pakistan 257 (49.5 overs) (Yousuf Youhana 91*, Rashid Latif 66, Saeed Anwar 35, S.K.Warne 3-52);            Australia 258 for 3 (45.4 overs) (R.T.Ponting 70, M.G.Bevan 56*, S.R.Waugh 54*, M.E.Waugh 47)</p> <p><b>16th June 2001</b>  <b>Chester-le-Street: Pakistan v Australia - match abandoned</b></p> <p><b>19th Jun 2001</b>  <b>Trent Bridge: Pakistan beat Australia by 36 runs</b>            Pakistan 290 for 9 (50 overs) (Saleem Elahi 79, Yousuf Youhana 44, Saeed Anwar 34);            Australia 254 (46.3 overs) (A.C.Gilchrist 70, S.R.Waugh 56, A.Symonds 35, Waqar Younis 6-59)</p>	4 Jason Gillespie 5 Steve Waugh (c) 6 Mark Waugh 11 Glenn McGrath 12 Michael Bevan 14 Ricky Ponting 15 Wade Secombe 17 Damien Fleming 18 Adam Gilchrist (wk) 23 Shane Warne 28 Matthew Hayden 29 Ian Harvey 30 Damien Martyn 39 Andy Symonds 59 Nathan Bracken - Brett Lee	1 Saeed Anwar 3 Wasim Akram 4 Younis Khan 6 Rashid Latif (wk) 8 Inzamam-ul-Haq 9 Saqlain Mushtaq 10 Shahid Afridi 11 Azhar Mahmood 12 Abdur Razzaq 13 Yousef Youhana 14 Shoaib Akhtar 15 Fazir Iqbal 17 Imran Nazir 18 Shoaib Malik 99 Waqar Younis (c) - Fazl-e-Aqbar - Saleem Elahi

### Australia v Pakistan Stats Archive

#### Australia Batting Averages (v Pakistan)

Name	M	I	NO	Runs	HS	Avge
M.G.Bevan	21	19	6	803	83	61.76
R.T.Ponting	13	13	1	568	124*	47.33
A.C.Gilchrist	13	13	0	461	103	35.46
A.Symonds	9	5	0	162	47	32.40
S.R.Waugh	42	40	8	1003	82	31.34
M.E.Waugh	28	26	2	635	121*	26.45
D.R.Martyn	13	11	4	174	50	24.85
D.W.Fleming	11	4	2	36	22*	18.00
S.K.Warne	15	10	2	97	30	12.12
J.N.Gillespie	1	1	0	9	9	9.00
B.Lee	7	3	0	13	10	4.33
G.D.McGrath	18	6	3	1	1	0.33
M.L.Hayden	1	1	0	0	0	0.00
I.J.Harvey	1	0	0	0	0	-

#### Australia Bowling Averages (v Pakistan)

Name	O	M	R	W	Avge	Best
I.J.Harvey	10	2	39	2	19.50	2-39
G.D.McGrath	166.2	21	693	33	21.00	5-49
S.K.Warne	141.1	15	606	27	22.44	4-33
A.Symonds	49.2	2	228	9	25.33	3-34
B.Lee	65.2	5	319	12	26.58	3-18
M.G.Bevan	43	1	195	7	27.85	3-36
D.W.Fleming	99	11	428	15	28.53	4-49
S.R.Waugh	168.5	4	774	20	38.70	4-48
M.E.Waugh	43.2	1	238	5	47.60	2-43
D.R.Martyn	12	0	102	1	102.00	1-45
R.T.Ponting	4	0	21	0	-	-
J.N.Gillespie	10	0	58	0	-	-

#### Pakistan Batting Averages (v Australia)

Name	M	I	NO	Runs	HS	Avge
Yousuf Youhana	12	12	1	453	100	41.18
Saleem Elahi	2	2	0	79	79	39.50
Inzamam-ul-Haq	21	21	3	615	91*	34.16
Abdur Razzaq	9	9	1	227	60	28.37
Rashid Latif	10	8	2	169	66	28.16
Shoaib Akhtar	12	8	6	54	36	27.00
Saeed Anwar	24	24	1	577	104*	25.08
Wasim Akram	42	38	4	682	86	20.05
Shahid Afridi	11	11	0	205	45	18.63
Younis Khan	2	2	0	36	23	18.00
Azhar Mahmood	10	10	2	141	65*	17.62
Waqar Younis	22	16	5	153	37	13.90
Faisal Iqbal	1	1	0	12	12	12.00
Saqlain Mushtaq	16	13	4	106	37*	11.77

#### Pakistan Bowling Averages (v Australia)

Name	O	M	R	W	Avge	Best
Saqlain Mushtaq	140.2	7	580	27	21.48	5-29
Wasim Akram	382.2	28	1595	57	27.98	5-21
Abdur Razzaq	67.2	2	296	10	29.60	4-23
Shoaib Akhtar	92	7	531	16	33.18	3-31
Waqar Younis	182.5	12	876	24	36.50	6-59
Shahid Afridi	76.3	0	388	9	43.11	2-1
Saeed Anwar	9	0	49	1	49.00	1-15
Azhar Mahmood	69	1	386	4	96.50	1-37

### Key Players

#### Ian Harvey

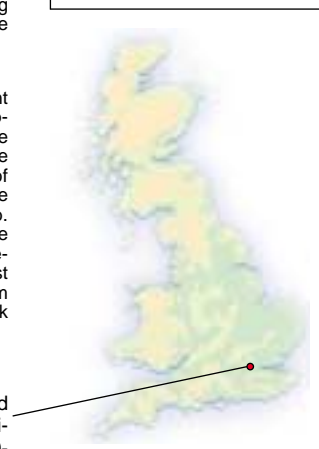
The all-rounder has become accustomed to winning trophies at Lord's after spending the past two years with Gloucestershire. On top of his success with the West Country side, Harvey has become a key member of Australia's one-day line-up in recent times. The Victorian has acquired the habit of popping up at the right time to influence games, with his six in the penultimate over at Bristol hammering a nail in England's coffin, and his tight bowling backing up Australia's already formidable attack.

#### Waqar Younis

Waqar has been in and out of the side in recent years but returned after being offered the captaincy and has responded magnificently. The paceman has turned back the clock with some of his performances towards the end of Pakistan's tour of England, with his form in The NatWest Series being nothing short of superb. His six for 59 against Australia at Trent Bridge came hot on the heels of the second-best one-day figures of all time - seven for 36 against England at Headingley. With Wasim Akram now back in action, Australia face a tough task to combat the Pakistan attack.

### Weather Outlook

Remaining dry with a mix of cloud and spells of warm sunshine. Light winds, variable in direction. Max temp 21-23C (70-73F).



#### Australia against Pakistan

- Best Individual Score**  
G.R.Marsh 125\* (Melbourne 1988/89)
- Best Innings Bowling**  
C.G.Rackemann 5/16 (Adelaide 1983/84)
- Leading run-scorer**  
S.R.Waugh 1003 (42 matches)
- Leading wicket-taker**  
G.D.McGrath 33 (18 matches)
- Most hundreds**  
S.B.Smith 1 (3 matches)
- Most fifties (including hundreds)**  
M.G.Bevan 9 (21 matches)
- Highest Team Total**  
337 for 7 (Sydney 1999/00)
- Lowest Innings Total**  
120 (Hobart 1996/97)

#### Pakistan against Australia

- Best Individual Score**  
Ijaz Ahmed 111 (Lahore 1998/99)
- Best Innings Bowling**  
Waqar Younis 6/59 (Trent Bridge 2001)
- Leading run-scorer**  
Javed Miandad 1019 (35 matches)
- Leading wicket-taker**  
Wasim Akram 57 (42 matches)
- Most hundreds**  
Zaheer Abbas 2 (11 matches)
- Most fifties (including hundreds)**  
Javed Miandad 7 (35 matches)
- Highest Team Total**  
315 for 8 (Lahore 1998/99)
- Lowest Innings Total**  
132 (Lord's 1999)



# AUSTRALIA v PAKISTAN



## Match 2

9th June at Cardiff, Australia beat Pakistan by 7 wickets

9th Jun 2001

Cardiff: Pakistan lost to Australia by 7 wickets

**Pakistan** 257 (49.5 overs)  
(Yousuf Youhana 91\*, Rashid Latif 66, Saeed Anwar 35, S.K.Warne 3-52);

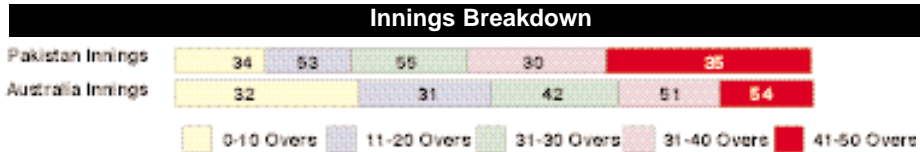
**Australia** 258 for 3 (45.4 overs) (R.T.Ponting 70, M.G.Bevan 56\*, S.R.Waugh 54\*, M.E.Waugh 47)

**Man of the Match**

**Ricky Ponting**

Overs	1	2	3	4	5	6	7	8	9	10	11	12	13	14	15
Pakistan	3	12	12	19	19	19	22	25	26	36	38	44	50	50	56
Australia	5	9	16	28	31	39	51	61	67	74	80	83	88	89	95

Wickets	Pakistan	Australia
1	14	20
2	44	112
3	45	142
4	65	-
5	83	-
6	85	-
7	209	-
8	241	-
9	254	-
10	257	-



Extras	b	lb	w	nb
Pakistan Innings	0	3	6	6

Extras	b	lb	w	nb
Australia Innings	6	3	3	6

## Match 6

16th June at Chester-le-Street, Match Abandoned

## Match 8

19th June at Trent Bridge, Pakistan beat Australia by 36 runs

19th Jun 2001

Trent Bridge: Pakistan beat Australia by 36 runs

**Pakistan** 290 for 9 (50 overs)  
(Saleem Elahi 79, Yousuf Youhana 44, Saeed Anwar 34);

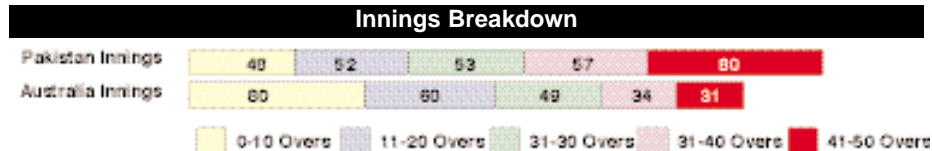
**Australia** 254 (46.3 overs)  
(A.C.Gilchrist 70, S.R.Waugh 56, A.Symonds 35, Waqar Younis 6-59)

**Man of the Match**

**Waqar Younis**

Overs	1	2	3	4	5	6	7	8	9	10	11	12	13	14	15
Pakistan	8	13	13	17	20	30	36	42	47	48	48	57	65	71	75
Australia	4	6	12	29	31	39	59	75	76	80	91	101	110	113	114

Wickets	Pakistan	Australia
1	61	5
2	71	6
3	164	35
4	190	111
5	207	113
6	233	190
7	257	190
8	261	208
9	274	223
10	-	254



Extras	b	lb	w	nb
Pakistan Innings	1	2	14	3

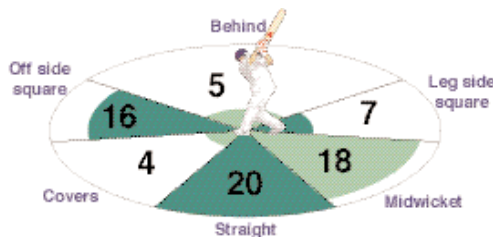
Extras	b	lb	w	nb
Australia Innings	0	6	12	13

## Best Innings

Ricky Ponting Match 2 v Pakistan



Runs **70**  
Balls **68**  
4's **12**  
6's **0**

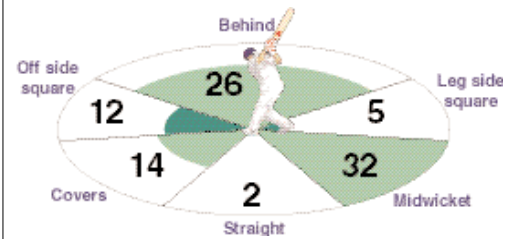


## Best Innings

Yousuf Youhana Match 2 v Australia



Runs **91\***  
Balls **103**  
4's **8**  
6's **0**



## The NatWest Series Highs & Lows

### Best Individual Scores

Player	Score	Teams	Venue
M.E.Trescothick	137	England v Pakistan	Lord's
R.T.Ponting	102	Australia v England	Bristol
Yousuf Youhana	91*	Pakistan v Australia	Cardiff

### Best Innings Bowling

Player	Figs	Teams	Venue
Waqar Younis	7/36	Pakistan v England	Headingley
Waqar Younis	6/59	Pakistan v Australia	Trent Bridge

### Highest Team Totals

Total	Teams	Venue
290 for 9	Pakistan v Australia	Trent Bridge
273 for 6	Pakistan v England	Edgbaston

### Leading Runscorers

Player	Runs	Mtchs
R.T.Ponting (Australia)	263	4
Yousuf Youhana (Pakistan)	252	5
M.E.Trescothick (England)	249	6
N.V.Knight (England)	213	6
S.R.Waugh (Australia)	200	5

### Leading Wicket-takers

Player	Wkts	Mtchs
Waqar Younis (Pakistan)	17	5
D.Gough (England)	9	6
B.Lee (Australia)	8	4
S.K.Warne (Australia)	7	4
G.D.McGrath (Australia)	7	4

### Leading Catches (ex Wkt-Keepers)

Player	Catches	Mtchs
Younis Khan (Pakistan)	5	5
S.K.Warne (Australia)	3	4
M.E.Trescothick (England)	3	6

### Most Fifties

Player	Fifties	Mtchs
S.R.Waugh (Australia)	3	5
R.T.Ponting (Australia)	2	4
A.C.Gilchrist (Australia)	2	5

### Leading Dismissals

Player	Dismissals	Mtchs
A.C.Gilchrist (Australia)	11	5
Rashid Latif (Pakistan)	7	5

# The NatWest Series 2001

.....this years results & averages



## Fixtures & Results

Date	Fixture/Result	Venue	Umpires	Man of the Match
Thu 7	Pak beat Eng by 108 runs	*Edgbaston	B Duddleston & JH Hampshire	Saeed Anwar
Sat 9	Aus beat Pak by 7 wickets	Cardiff	A G T Whitehead and P Willey	Ricky Ponting
Sun 10	Aus beat Eng by 5 wickets	Bristol	J H Hampshire and R Julian	Ricky Ponting
Tue 12	Pak beat Eng by 2 runs	Lord's	N A Mallender and K E Palmer	Marcus Trescothick
Thu 14	Aus beat Eng by 125 runs (D/L)	*Old Trafford	J W Holder and J W Lloyds	Jason Gillespie
Sat 16	Pakistan v Australia	Chester-le-Street	<b>Match Abandoned</b>	
Sun 17	England conceded against Pakistan	Headingley	J W Holder and M J Kitchen	Waqar Younis
Tue 19	Pak beat Aus by 36 runs	*Trent Bridge	N A Mallender and G Sharp	Waqar Younis
Thu 21	Aus beat Eng by 8 wickets	The AMP Oval	D J Constant and G Sharp	Ricky Ponting
Sat 23	<b>FINAL: Australia v Pakistan</b>	Lord's		

\*Day/Night match

### Australia

#### Australia Tournament Batting Averages

Name	M	I	NO	Runs	HS	Avg
S.R.Waugh	5	4	2	200	64	100.00
R.T.Ponting	4	4	1	263	102	87.66
M.G.Bevan	4	4	2	102	56*	51.00
D.R.Martyn	4	3	1	99	51*	49.50
A.C.Gilchrist	5	5	0	172	80	34.40
M.E.Waugh	4	3	0	93	47	31.00
S.K.Warne	4	2	1	28	14*	28.00
A.Symonds	5	3	0	69	35	23.00
I.J.Harvey	4	2	1	19	19*	19.00
B.Lee	4	1	0	10	10	10.00
J.N.Gillespie	2	1	0	9	9	9.00
M.L.Hayden	4	3	0	8	8	2.66
D.W.Fleming	2	1	1	22	22*	-
G.D.McGrath	4	0	0	0	0	-

#### Australia Tournament Bowling Averages

Name	O	M	R	W	Avg	Best
M.G.Bevan	3.2	0	16	1	16.00	1-4
G.D.McGrath	37.5	10	113	7	16.14	2-19
S.K.Warne	35	3	176	7	25.14	3-52
J.N.Gillespie	19	5	78	3	26.00	3-20
I.J.Harvey	30.4	4	135	5	27.00	2-31
B.Lee	40	3	244	8	30.50	3-63
A.Symonds	23	0	129	4	32.25	2-24
D.R.Martyn	9	0	66	1	66.00	1-45
D.W.Fleming	20	3	75	1	75.00	1-37
M.E.Waugh	8	0	27	0	-	-

#### Australia Career Batting Averages

Name	M	I	NO	Runs	HS	Avg
M.G.Bevan	163	145	51	5387	108*	57.30
R.T.Ponting	122	122	14	4510	145	41.75
D.R.Martyn	78	65	23	1681	144*	40.02
M.E.Waugh	236	228	19	8338	173	39.89
A.C.Gilchrist	118	114	4	3772	154	34.29
M.L.Hayden	27	25	2	788	111	34.26
S.R.Waugh	316	281	57	7382	120*	32.95
A.Symonds	44	31	6	693	68*	27.72
I.J.Harvey	34	25	8	359	47*	21.11
S.K.Warne	166	91	26	835	55	12.84
D.W.Fleming	88	31	18	152	29	11.69
B.Lee	28	9	2	80	31	11.42
J.N.Gillespie	23	15	3	114	26	9.50
G.D.McGrath	139	41	24	70	11	4.11
N.W.Bracken	9	0	0	0	0	-

#### Australia Career Bowling Averages

Name	O	M	R	W	Avg	Best
G.D.McGrath	1241	150	4933	211	23.37	5-14
S.K.Warne	1529.3	97	6484	259	25.03	5-33
B.Lee	247.1	16	1216	48	25.33	5-27
D.W.Fleming	769.5	62	3402	134	25.38	5-36
A.Symonds	236.2	5	1173	40	29.32	4-11
J.N.Gillespie	205.1	15	926	31	29.87	4-26
S.R.Waugh	1470.3	56	6702	195	34.36	4-23
N.W.Bracken	72	7	344	10	34.40	3-31
I.J.Harvey	269.1	17	1242	36	34.50	4-28
R.T.Ponting	24	0	104	3	34.66	1-12
M.E.Waugh	603.3	11	2892	83	34.84	5-24
M.G.Bevan	323.4	4	1628	36	45.22	3-36
D.R.Martyn	103.4	2	548	10	54.80	2-21
M.L.Hayden	1	0	18	0	-	-

### England

#### England Tournament Batting Averages

Name	M	I	NO	Runs	HS	Avg
N.V.Knight	6	6	1	213	84	42.60
M.E.Trescothick	6	6	0	249	137	41.50
O.A.Shah	5	5	1	104	62	26.00
B.C.Holloiako	6	6	1	118	53	23.60
R.D.B.Croft	2	1	0	20	20	20.00
A.R.Caddick	4	4	1	60	36	20.00
A.J.Stewart	6	6	0	79	25	13.16
D.Gough	6	5	1	49	40*	12.25
D.G.Cork	5	4	0	42	18	10.50
A.D.Brown	3	3	0	21	12	7.00
P.D.Collingwood	4	4	0	20	9	5.00
A.D.Mullally	6	5	2	13	6	4.33
M.A.Ealham	3	2	0	4	4	2.00
M.P.Vaughan	4	4	0	7	5	1.75

#### England Tournament Bowling Averages

Name	O	M	R	W	Avg	Best
D.Gough	54	5	244	9	27.11	2-31
A.R.Caddick	38	4	161	5	32.20	2-37
A.D.Mullally	54	5	248	7	35.42	3-50
D.G.Cork	41.5	0	215	6	35.83	2-32
R.D.B.Croft	14	2	67	1	67.00	1-21
M.A.Ealham	25.3	0	127	1	127.00	1-32
M.P.Vaughan	2	0	17	0	-	-
P.D.Collingwood	7.1	0	49	0	-	-
B.C.Holloiako	31	0	179	0	-	-

#### England Career Batting Averages

Name	M	I	NO	Runs	HS	Avg
N.V.Knight	60	60	6	2144	125*	39.70
G.P.Thorpe	68	64	11	2099	89	39.60
M.E.Trescothick	21	21	1	738	137	36.90
A.J.Stewart	146	141	11	4100	116	31.53
O.A.Shah	5	5	1	104	62	26.00
A.D.Brown	16	16	0	354	118	22.12
B.C.Holloiako	13	12	1	240	63	21.81
M.A.Ealham	64	45	4	716	45	17.46
R.D.B.Croft	50	36	12	344	32	14.33
A.R.Caddick	35	22	9	145	36	11.15
D.Gough	95	62	24	415	45	10.92
D.G.Cork	30	19	2	174	31*	10.23
M.P.Vaughan	6	6	0	42	26	7.00
A.D.Mullally	50	25	10	87	20	5.80
P.D.Collingwood	4	4	0	20	9	5.00

#### England Career Bowling Averages

Name	O	M	R	W	Avg	Best
M.E.Trescothick	6.4	0	38	2	19.00	2-7
D.Gough	874.5	79	3665	147	24.93	5-44
A.R.Caddick	322	46	1216	45	27.02	4-19
A.D.Mullally	449.4	48	1729	63	27.44	4-18
D.G.Cork	281.5	18	1286	41	31.36	3-27
M.A.Ealham	537	32	2193	67	32.73	5-15
R.D.B.Croft	411	25	1743	45	38.73	3-51
G.P.Thorpe	20	1	97	2	48.50	2-15
B.C.Holloiako	56	0	301	2	150.50	2-43
A.D.Brown	1	0	5	0	-	-
M.P.Vaughan	3	0	20	0	-	-
P.D.Collingwood	7.1	0	49	0	-	-

### Pakistan

#### Pakistan Tournament Batting Averages

Name	M	I	NO	Runs	HS	Avg
Yousuf Youhana	5	5	1	252	91*	63.00
Saleem Elahi	2	2	0	94	79	47.00
Azhar Mahmood	5	5	3	86	38*	43.00
Saeed Anwar	4	4	0	170	77	42.50
Rashid Latif	5	3	0	115	66	38.33
Inzamam-ul-Haq	4	3	0	79	79	26.33
Younis Khan	5	5	1	96	41	24.00
Abdur Razaq	5	5	0	101	75	20.20
Shahid Afridi	4	4	0	68	30	17.00
Faisal Iqbal	1	1	0	12	12	12.00
Waqar Younis	5	3	1	19	14	9.50
Shoaib Malik	1	1	0	9	9	9.00
Saqain Mushtaq	5	2	1	3	2	3.00
Shoaib Akhtar	1	1	0	1	1	1.00
Wasim Akram	2	2	2	32	28*	-
Fazl-e-Akbar	1	0	0	0	0	-

#### Pakistan Tournament Bowling Averages

Name	O	M	R	W	Avg	Best
Waqar Younis	41	2	187	17	11.00	7-36
Shahid Afridi	26.2	3	112	5	22.40	3-15
Saqain Mushtaq	45	0	182	7	26.00	2-20
Abdur Razaq	41.3	3	147	5	29.40	2-41
Shoaib Akhtar	5	0	41	1	41.00	1-41
Azhar Mahmood	45	1	213	4	53.25	2-46
Fazl-e-Akbar	10	2	29	0	-	-
Shoaib Malik	4	0	39	0	-	-
Wasim Akram	17	2	88	0	-	-

#### Pakistan Career Batting Averages

Name	M	I	NO	Runs	HS	Avg
Inzamam-ul-Haq	247	233	34	8005	137*	40.22
Saeed Anwar	227	224	17	8256	194	39.88
Yousuf Youhana	83	79	13	2622	104*	39.72
Saleem Elahi	27	27	2	795	102*	31.80
Abdur Razaq	83	70	14	1394	75*	24.89
Shahid Afridi	131	127	5	2934	109	24.04
Younis Khan	29	28	2	565	59	21.73
Imran Nazir	34	34	0	683	80	20.08
Azhar Mahmood	107	82	19	1176	67	18.66
Rashid Latif	106	69	18	863	66	16.92
Faisal Iqbal	3	3	1	33	17*	16.50
Wasim Akram	318	250	45	3311	86	16.15
Shoaib Malik	17	11	2	139	44	15.44
Shoaib Akhtar	45	22	16	85	36	14.16
Saqain Mushtaq	143	84	30	648	37*	12.00
Waqar Younis	213	114	40	818	37	11.05
Fazl-e-Akbar	2	1	0	7	7	7.00
Mohammad Sami	4	2	2	5	4*	-

#### Pakistan Career Bowling Averages

Name	O	M	R	W	Avg	Best
Imran Nazir	4.1	0	19	1	19.00	1-3
Saqain Mushtaq	1248.1	56	5320	257	20.70	5-20
Shoaib Akhtar	337.5	34	1550	74	20.94	5-19
Waqar Younis	1752.2	114	8086	347	23.30	7-36
Wasim Akram	2721.1	211	10567	440	24.01	5-15
Abdur Razaq	650	45	2808	116	24.20	5-31
Inzamam-ul-Haq	6.4	0	52	2	26.00	1-4
Azhar Mahmood	819.2	49	3688	107	34.46	6-18
Saeed Anwar	36.2	3	176	5	35.20	2-9
Shoaib Malik	133.1	3	617	17	36.29	2-21
Shahid Afridi	796.4	24	3759	90	41.76	5-40
Mohammad Sami	29	2	137	3	45.66	2-41
Younis Khan	13	1	57	1	57.00	1-28
Faisal Iqbal	2	0	16	0	-	-
Fazl-e-Akbar	12	2	48	0	-	-

# The NatWest Series 2001

.....about this years tournament & 2002 fixtures



## How It Works

- All matches will consist of one innings per side and each innings will be limited to 50 overs. A minimum of 25 overs per team shall constitute a match.
- Matches shall be of one day's scheduled duration with the exception of the final, for which a reserve day has been allocated in case of weather interruption.
- In matches without a reserve day there is provision for up to 60 minutes of extra official playing time in day matches and up to 30 minutes in floodlit matches to make up for time lost.
- Play is scheduled to start at 10.45am with an interval of 45 minutes at 2.15pm and close of play at 6.30pm.
- At floodlit matches play is scheduled to start at 2.30pm with an interval of 45 minutes at 6pm and close of play at 10.15pm.
- Two drinks intervals, each one hour and 10 minutes apart, are permitted for each innings.
- Where play is delayed or interrupted the umpires will reduce the length of the interval between innings. If up to 60 minutes are lost the interval will be reduced to 30 minutes. If between 60 and 120 minutes are lost the interval will be reduced to 20 minutes. If more than 120 minutes are lost the interval will be reduced to 10 minutes.
- In games without a reserve day there is provision for up to 60 minutes of extra playing time for day matches and 30 minutes for floodlit matches.
- If the innings of the team batting first is completed prior to the scheduled time for the interval, the interval shall take place immediately and the innings of the team batting second will commence correspondingly earlier.
- For the first 15 overs only two fieldsmen are permitted to be outside the field restriction marking at the instant of delivery. This restriction will be lifted earlier in circumstances where the number of overs is reduced.
- No bowler shall bowl more than 10 overs in an innings. In a delayed or interrupted match where the overs are reduced no bowler may bowl more than one-fifth of the total overs allowed.
- A no ball will be called for short-pitched bowling. The penalty will be one run plus any runs scored.
- Umpires have been instructed to apply a very strict and consistent interpretation in calling wides. The penalty will be one run plus any runs scored.
- In line with the ICC Code of Conduct, fines may be imposed for slow over rates.
- Teams will play each other three times in the group stage and score two points for a win and one point for a tie or no result.
- If the scores in a match are level the result shall be a tie and no account shall be taken of the number of wickets that have fallen.
- The top two teams in the group will contest the final. In the event of teams finishing on equal points the right to play in the final will be decided according to:
  - The most wins in the group matches;
  - The team that won the most matches between the tied sides;
  - The team with the higher run rate;
  - The team that has taken the higher number of wickets per balls;
  - In the event that teams are still level they will draw lots.

## Umpires List

- Barry Dudleston** Born: 16/07/1945. Ex-Leicestershire and Gloucestershire. Right hand opening bat, slow left arm bowler, occasional wicketkeeper. **International umpiring record**; First Test: England v West Indies at Edgbaston in 1991. Total Tests: 2. First one-day international: England v Pakistan at Trent Bridge in 1992. Total one-day internationals: 4.
- John Hampshire** Born: 10/02/1941. Ex-England, Yorkshire and Derbyshire. Right hand bat, leg spin bowler. **International umpiring record** First Test: England v Australia at Old Trafford in 1989. Total Tests: 16. First one-day international: England v Australia at Trent Bridge in 1989. Total one-day internationals: 20.
- Ray Julian** Born: 23/08/1936. Ex-Leicestershire. Right hand bat, wicketkeeper. **International umpiring record** First one-day international: England v India at The Oval in 1996. Total one-day internationals: 6.
- Neil Mallender** Born: 13/08/1961. Ex-England, Northamptonshire and Somerset. Right hand bat, right arm medium-fast bowler. Total one-day internationals: 2.
- Alan Whitehead** Born: 28/10/1940. Ex-Somerset. Left hand bat, slow left arm bowler. **International umpiring record** First Test: England v India at The Oval in 1982. Total Tests: 5. First one-day international: Canada v Pakistan, Headingley, 1979. Total one-day internationals: 14.
- David Constant** Born: 09/11/1941. Ex-Kent, Leicestershire. Left hand bat, slow left arm bowler. **International umpiring record** First Test: England v Pakistan at Lord's in 1971. Total Tests: 36. First one-day international: England v Australia at Edgbaston in 1972. Total one-day internationals: 33.
- Peter Willey** Born: 06/12/1949. Ex-England, Leicestershire and Northamptonshire. Right hand bat, off-break bowler. **International umpiring record** First Test: West Indies v New Zealand at Bridgetown, Barbados in 1996. Total Tests: 23. First one-day international: England v India at The Oval in 1996. Total one-day internationals: 22.
- David Shepherd** Born: 27/12/1940. Ex-Gloucestershire. Right hand bat, right arm medium bowler. **International umpiring record** First Test: England v Australia at Old Trafford in 1985. Total Tests: 56. First one-day international: Pakistan v Sri Lanka at Swansea in 1983. Total one-day internationals: 96.
- Merv Kitchen** Born: 01/08/1940. Ex-Somerset. Left-hand bat, right arm medium bowler. **International umpiring record** First Test: England v New Zealand at Lord's in 1990. Total Tests: 20. First one-day international: Australia v Zimbabwe at Trent Bridge in 1983. Total one-day internationals: 28.

**Ken Palmer** Born: 22/04/1937. Ex-England and Somerset. Right hand bat, right arm fast-medium bowler. **International umpiring record** First Test: England v Pakistan at Edgbaston in 1978. Total Tests 22. First one-day international: England v Australia at The Oval in 1977. Total one-day internationals: 23.

**John Holder** Born: 19/03/1945. Ex-Hampshire. Right hand bat, right arm fast-medium bowler. **International umpiring record** First Test: England v Sri Lanka at Lord's in 1988. Total Tests: 10. First one-day international: England v Sri Lanka at The Oval in 1988. Total one-day internationals: 19.

**Jeremy Lloyds** Born: 17/11/1954. Ex-Somerset and Gloucestershire. Left hand bat, off break bowler. **International umpiring record** First one-day international: West Indies v Zimbabwe at Bristol in 2000. Total one-day internationals: 2.

**Allan Jones** Born: 09/12/1947. Ex-Sussex, Somerset, Middlesex and Glamorgan. Right hand bat, right arm fast bowler. **International umpiring record**; First one-day international: England v India at Old Trafford, 1996. Total one-day internationals: 1.

**George Sharp** Born: 12/03/1950. Ex-Northamptonshire. Right hand bat, left arm medium bowler. **International umpiring record** First Test: England v India at Trent Bridge in 1996. Total Tests 13. First one-day international: India v Sri Lanka at Singapore in 1995/96. Total one-day internationals: 26.

## Match Referee

**Brian Hastings** Born: 23/03/1940. Ex-New Zealand. Right hand bat, leg break. **International refereeing record** First Test: Pakistan v Sri Lanka at Rawalpindi in 1999/2000. Total Tests: 8. First one-day international: Pakistan v Sri Lanka at Karachi in 1999/2000. Total one-day internationals: 14.

## 2002 NatWest Series Fixtures

Date	Fixture	Venue
<b>JUNE</b>		
Thu 27	England v Sri Lanka	*Nottingham
Sat 29	England v India	Lord's
Sun 30	India v Sri Lanka	The AMP Oval
<b>JULY</b>		
Tue 02	England v Sri Lanka	Leeds
Thu 04	England v India	*Chester-le-Street
Sat 06	India v Sri Lanka	Birmingham
Sun 07	England v Sri Lanka	Manchester
Tue 09	England v India	The AMP Oval
Thu 11	India v Sri Lanka	*Bristol
Sat 13	Final	Lord's

\* Day/Night match

## The Duckworth Lewis System

If matches are rain-affected the Duckworth Lewis system is used to reset targets. The system is based on what percentage of its resources (overs and wickets) a team have left. With 50 overs left and 10 wickets remaining, a team has 100 per cent of its resources left. The table shows the percentage of resources at other stages in the innings. The procedure for working out targets is as follows:

- 1) For each innings: Use the table to calculate the resource percentage lost by the interruption and therefore calculate the resource percentage still available.
- 2) If team 2 have less resources available than team 1, calculate the ratio of the resources available to both teams. Team 2's revised target is obtained by scaling down team 1's score by this ratio.
- 3) If team 2 have more resources available than team 1, calculate the amount by which team 2's resources exceeds team 1's.

Work this out as a percentage of 225 (the average 50-over score in ECB matches and one-day internationals). This gives the extra runs to add to team score to give team 2's target.

OVERS LEFT	WICKETS LOST				
	0	2	5	7	9
50	100	83.8	49.5	26.5	7.6
40	90.3	77.6	48.3	26.4	7.6
30	77.1	68.2	45.7	26.2	7.6
25	68.5	61.8	43.4	25.9	7.6
20	58.9	54.0	40.0	25.2	7.6
10	34.1	32.5	27.5	20.6	7.5

# The NatWest Series 2001

.....last years tournament & ODI records



## The NatWest Series Results 2000



### Match 1 6th Jul 2000

Bristol: **West Indies lost to Zimbabwe by 6 wickets.** West Indies 232 for 7 (50 overs) (B.C.Lara 60, W.W.Hinds 51); Zimbabwe 233 for 4 (45 overs) (N.C.Johnson 95\*). **Man of the Match:** N C Johnson

### Match 2 8th Jul 2000

The Oval: **England lost to Zimbabwe by 5 wickets.** England 207 (50 overs) (M.E.Trescothick 79, G.A.Hick 50, G.W.Flower 3-9, P.A.Strang 3-36); Zimbabwe 210 for 5 (48.2 overs) (A.D.R.Campbell 80, A.Flower 61). **Man of the Match:** A D R Campbell

### Match 3 9th July 2000

Lord's: **England v West Indies. No result** (1 pt each). England 158 for 8 (43.5 overs) (F.A.Rose 3-42); West Indies. **Man of the Match:** Not Awarded

### Match 4 11th Jul 2000

Canterbury: **West Indies lost to Zimbabwe by 70 runs.** Zimbabwe 256 for 4 (50 overs) (G.J.Whittall 83, A.D.R.Campbell 77\*, N.C.Johnson 51); West Indies 186 for 8 (50 overs) (N.A.M.McLean 50\*). **Man of the Match:** G J Whittall

### Match 5 13th Jul 2000

Old Trafford: **England beat Zimbabwe by 8 wickets.** Zimbabwe 114 (38.4 overs); England 115 for 2 (20.3 overs). **Man of the Match:** A Flintoff

### Match 6 15th July 2000

Riverside: **England beat West Indies by 10 wickets.** West Indies 169 for 8 (50 overs) (B.C.Lara 54, A.D.Mullally 3-27); England 171 for 0 (35.2 overs) (M.E.Trescothick 87\*, A.J.Stewart 74\*). **Man of the Match:** M E Trescothick

### Match 7 16th July 2000

Riverside: **Zimbabwe beat West Indies by 6 wkts.** West Indies 287-5 (50 overs) (S L Campbell 105, B C Lara 87). Zimbabwe 290-4 (49.1 overs) (M W Goodwin 112 no, G W Flower 96 no). **Man of the Match:** M W Goodwin

### Match 8 18th July 2000

Edgbaston: **England beat Zimbabwe by 52 runs.** England 262 for 8 (50 overs) (A.J.Stewart 101, H.H.Streak 3-59); Zimbabwe 210 for 9 (50 overs) (A.D.R.Campbell 60, N.C.Johnson 52, C.White 3-34). **Man of the Match:** A J Stewart

### Match 9 20th July 2000

Trent Bridge: **West Indies beat England by 3 runs.** West Indies 195-9 (50 overs); England 192 all out (A.J.Stewart 100no). **Man of the Match:** C H Gayle

### FINAL 22nd July 2000

Lord's: **England beat Zimbabwe by 6 wickets** Zimbabwe 169 for 7 (50 overs) (G.W.Flower 53\*, D.Gough 3-20); England 170 for 4 (45.2 overs) (A.J.Stewart 97, H.H.Streak 3-30)

**Man of the Match:** A J Stewart

## Overall One Day International Records

### Best Individual Scores

Player	Score	Teams	Venue	Year
Saeed Anwar	194	Pakistan v India	Chennai	1996/97
I.V.A.Richards	189*	West Indies v England	Old Trafford	1984
S.T.Jayasuriya	189	Sri Lanka v India	Sharjah	2000/1
G.Kirsten	188*	South Africa v UAE	Rawalpindi	1995/96
S.R.Tendulkar	186*	India v New Zealand	Hyderabad	1999/00
S.C.Ganguly	183	India v Sri Lanka	Taunton	1999
I.V.A.Richards	181	West Indies v Sri Lanka	Karachi	1987/88
Kapil Dev	175*	India v Zimbabwe	Tunbridge Wells	1983
M.E.Waugh	173	Australia v West Indies	Melbourne	2000/01
G.M.Turner	171*	New Zealand v East Africa	Edgbaston	1975

### Best Innings Bowling

Player	Figs	Teams	Venue	Year
M.Muralitharan	7/30	Sri Lanka v India	Sharjah	2000/1
Waqar Younis	7/36	Pakistan v England	Headingley	2001
Aaqib Javed	7/37	Pakistan v India	Sharjah	1991/92
W.W.Davis	7/51	West Indies v Australia	Headingley	1983
A.Kumble	6/12	India v West Indies	Calcutta	1993/94
G.J.Gilmour	6/14	Australia v England	Headingley	1975
Imran Khan	6/14	Pakistan v India	Sharjah	1984/85
C.E.H.Croft	6/15	West Indies v England	Arnos Vale	1980/81
Azhar Mahmood	6/18	Pakistan v West Indies	Sharjah	1999/00
H.K.Olonga	6/19	Zimbabwe v England	Cape Town	1999/00

### Highest Team Totals

Total	Teams	Venue	Year
398 for 5	Sri Lanka v Kenya	Kandy	1995/96
376 for 2	India v New Zealand	Hyderabad	1999/00
373 for 6	India v Sri Lanka	Taunton	1999
371 for 9	Pakistan v Sri Lanka	Nairobi	1996/97
363 for 7	England v Pakistan	Trent Bridge	1992
360 for 4	West Indies v Sri Lanka	Karachi	1987/88
349 for 6	Australia v New Zealand	Christchurch	1999/00
349 for 9	Sri Lanka v Pakistan	Singapore	1995/96
349 for 9	New Zealand v India	Rajkot	1999/00
348 for 8	New Zealand v India	Nagpur	1995/96

### Lowest Team Totals

Total	Teams	Venue	Year
43	Pakistan v West Indies	Cape Town	1992/93
45	Canada v England	Old Trafford	1979
54	India v Sri Lanka	Sharjah	2000/1
55	Sri Lanka v West Indies	Sharjah	1986/87
63	India v Australia	Sydney	1980/81
64	New Zealand v Pakistan	Sharjah	1985/86
68	Scotland v West Indies	Leicester	1999
69	South Africa v Australia	Sydney	1993/94
70	Australia v England	Edgbaston	1977
70	Australia v New Zealand	Adelaide	1985/86

### Most Games Played

Player	Matches
M.Azharuddin (India)	334
Wasim Akram (Pakistan)	318
S.R.Waugh (Australia)	316
Salim Malik (Pakistan)	283
P.A.de Silva (Sri Lanka)	275
A.R.Border (Australia)	273
A.Ranatunga (Sri Lanka)	269
S.R.Tendulkar (India)	268
Ijaz Ahmed (Pakistan)	250
Inzamam-ul-Haq (Pakistan)	247
D.L.Haynes (West Indies)	238
S.T.Jayasuriya (Sri Lanka)	235
M.E.Waugh (Australia)	236
Javed Miandad (Pakistan)	233
Saeed Anwar (Pakistan)	227
Kapil Dev (India)	225

### Leading 5 Wicket Hauls

Player	5 Wkts	Mtchs
Waqar Younis (Pakistan)	12	213
L.Kluserener (South Africa)	6	113
Saqilain Mushtaq (Pakistan)	6	143
R.J.Hadlee (New Zealand)	5	115
M.Muralitharan (Sri Lanka)	5	165

### Most Ducks

Player	Ducks	Mtchs
Wasim Akram (Pakistan)	25	318
R.S.Kaluwitharana (Sri Lanka)	20	160
Salim Malik (Pakistan)	19	283
A.Ranatunga (Sri Lanka)	18	269
S.T.Jayasuriya (Sri Lanka)	17	235
C.J.McDermott (Australia)	15	138
A.C.Parore (New Zealand)	15	163

### Leading Runscorers

Player	Runs	Mtchs
S.R.Tendulkar (India)	10179	268
M.Azharuddin (India)	9377	334
D.L.Haynes (West Indies)	8648	238
P.A.de Silva (Sri Lanka)	8430	275
M.E.Waugh (Australia)	8338	236
Saeed Anwar (Pakistan)	8256	227
Inzamam-ul-Haq (Pakistan)	8005	247
A.Ranatunga (Sri Lanka)	7454	269
S.R.Waugh (Australia)	7382	316
Javed Miandad (Pakistan)	7381	233

### Leading Wicket-takers

Player	Wkts	Mtchs
Wasim Akram (Pakistan)	440	318
Waqar Younis (Pakistan)	347	213
A.Kumble (India)	274	208
J.Srinath (India)	261	192
S.K.Warne (Australia)	259	166
Saqilain Mushtaq (Pakistan)	257	143
Kapil Dev (India)	253	225
M.Muralitharan (Sri Lanka)	236	165
C.A.Walsh (West Indies)	227	205
A.A.Donald (South Africa)	226	136

### Leading Dismissals

Player	Dismissals	Mtchs
Moin Khan (Pakistan)	257	182
I.A.Healy (Australia)	234	168
P.J.L.Dujon (West Indies)	202	166
A.C.Gilchrist (Australia)	182	113
R.S.Kaluwitharana (Sri Lanka)	175	155
D.J.Richardson (South Africa)	165	122
N.R.Mongia (India)	154	140
A.Flower (Zimbabwe)	151	165
M.V.Boucher (South Africa)	136	91
A.J.Stewart (England)	136	114

### Leading Stumpings

Player	Stumpings	Mtchs
Moin Khan (Pakistan)	66	182
R.S.Kaluwitharana (Sri Lanka)	64	155
N.R.Mongia (India)	44	140
I.A.Healy (Australia)	39	168
A.C.Gilchrist (Australia)	30	113
A.Flower (Zimbabwe)	30	165
Rashid Latif (Pakistan)	29	106
K.S.More (India)	27	94
A.C.Parore (New Zealand)	24	134
Salim Yousuf (Pakistan)	22	85

### Leading Catches (ex Wkt-Keepers)

Player	Catches	Mtchs
M.Azharuddin (India)	156	334
A.R.Border (Australia)	127	273
R.S.Mahanama (Sri Lanka)	109	213
S.R.Waugh (Australia)	109	316
M.E.Waugh (Australia)	105	236

### Most Centuries

Player	Centuries	Mtchs
S.R.Tendulkar (India)	28	268
Saeed Anwar (Pakistan)	19	227
M.E.Waugh (Australia)	18	236
D.L.Haynes (West Indies)	17	238
S.C.Ganguly (India)	16	164
B.C.Lara (West Indies)	14	190
C.G.Greenidge (West Indies)	11	128
I.V.A.Richards (West Indies)	11	187