



# The NatWest Series 2001

Thursday **14** June

## CONTENTS

- 2 Match review – England v Pakistan
- 3 Match preview – England v Australia
- 4 Fixtures, regulations & umpires
- 5 2001 NatWest series results + One day records

## Win or bust for Stewart's side

AUSTRALIA and Pakistan are romping towards The NatWest Series final - and England are already drinking in the last-chance saloon.

Anything other than two comprehensive victories against the Aussies and another big win against Pakistan will leave the hosts watching the 2001 Lord's final on TV. Alec Stewart's men have suffered a double dose of heartbreak so far, with the Aussies squeezing past England's 268 total at Bristol on Sunday - and Waqar Younis' side triumphing in the high-pressure last-over showdown at Lord's on Tuesday.

England duo Marcus Trescothick and Owais Shah shored up the home response with a wonderful fourth-wicket stand of 170. But, just when it seemed England were on course to smash their awful run of seven successive one-day international defeats, disaster struck.

A flurry of wickets left Stewart's men needing nine from the final over with two wickets still standing. Trescothick was caught attempting a massive six and Andy Caddick was stumped off the final delivery as he tried to smash the ball out of the ground.

Now England and Australia go head-to-head in what promises to be an exhilarating day-night encounter at Old Trafford. Victory for the Aussies would dump England out of The NatWest Series and stretch their unwanted string of defeats to nine games.

Australia captain Steve Waugh has called on his side to improve their bowling attack as they prepare to face the hosts.

Waugh also reserved praise for Ricky Ponting, who blasted 102 from 116 balls against England at the weekend.

He said: "We are certainly not bowling as well as we'd like - batting-wise we've played very well in both games.

"(Against England) Ricky Ponting played superbly, kept the tempo going and controlled the innings."



## Newswire on line

Welcome to the latest issue of The NatWest Series Newswire.

Updated editions will be produced after each game and will be available in the press boxes at the match venues.

You can also download your own copy of the Newswire from the ECB website. Simply visit the site at [ecb.co.uk](http://ecb.co.uk), click on The NatWest Series references and follow the prompts.

You will need Adobe Acrobat software, which can be downloaded free of charge from [adobe.com](http://adobe.com) if you haven't already got it. The whole process should only take a few minutes and will enable you to print any or all of the Newswire pages.

A NatWest Series stats review will be sent by e-mail only after the Final.

To make sure you receive the file please send your e-mail address to [phil.ascough@pa.press.net](mailto:phil.ascough@pa.press.net)

## Group Standings


| Name      | P | W | L | T | R/R   | Pts |
|-----------|---|---|---|---|-------|-----|
| Australia | 2 | 2 | 0 | 0 | 0.32  | 4   |
| Pakistan  | 3 | 2 | 1 | 0 | 0.60  | 4   |
| England   | 3 | 0 | 3 | 0 | -0.78 | 0   |

## Your NatWest Series Newswire contacts

NatWest: Octagon Marketing  
Lucinda Harding tel 07788 716032  
Joss Sargent tel 07850 935685

Content: Press Association  
Phil Ascough  
tel 01430 455673  
fax 0870 124 0815  
e-mail [phil.ascough@pa.press.net](mailto:phil.ascough@pa.press.net)

**"PA" SPORT**



# ENGLAND v PAKISTAN



12th June at Lord's

Pakistan beat England by 2 runs

## Match Review England won the toss

England were on the wrong end of another tight finish to lose a record eighth successive one-day match after Pakistan held their nerve to claim a dramatic two-run NatWest Series victory at Lord's.

England began the last over with two wickets in hand, needing nine runs to surpass Pakistan's total of 242 for eight - but Saqlain Mushtaq showed his expertise by claiming the final wicket of Andrew Caddick from the last delivery of the match.

England's cause had seemed lost after losing five wickets in six overs to leave them needing a further 27 from the remaining three overs as Caddick walked out to the crease to join centurion Marcus Trescothick. They began chiselling down Pakistan's advantage until they reached that final, dramatic over from Saqlain with Trescothick needing just four runs to overtake Viv Richards' 138 against England in 1975 and score the highest ever one-day innings at Lord's.

Trescothick added two more to his total before he attempted to take advantage of a Saqlain delivery by hitting a slog-sweep which flew high in the air towards mid-wicket with both Shahid Afridi and Shoaib Malik converging on a possible catch.

Afridi arrived first and held it superbly despite colliding with Shoaib to end Trescothick's brilliant 142-ball innings of 137, which included three sixes and 11 other boundaries.

Caddick added a further single before a major flashpoint when umpire Ken Palmer, involved in a major row with Pakistan fast bowler Aquib Javed at Old Trafford in 1992 after warning him for intimidating bowling, called yet another wide and prompted captain Waqar Younis, wicketkeeper Rashid Latif and Saqlain to remonstrate forcibly.

Instead of losing his concentration for the final two deliveries, however, Saqlain delivered brilliantly with a dot ball yorker off the next ball before having Caddick stumped by Rashid off the last to complete Pakistan's stunning triumph.

### Marcus Trescothick

"It wasn't actually until I came off that I realised I had scored a hundred at Lord's.

"It was quite an amazing thing from a personal point of view. It didn't really dawn on me until I was out. I didn't make a big issue of it while I was batting but it's nice to get my first one-day hundred out of the way.

"It just went the wrong way at the end of the day. It can happen like that and obviously we're disappointed. It makes our chances of qualifying for the final very slim. We've got to win all our three games by quite big margins."

### Waqar Younis

"It was a great game of cricket. Two teams played really well, especially Trescothick - a magnificent innings.

"I was very happy with the run-outs and the fielding. It was magic.

"Our guys played really well, especially Yousuf Youhana and Younis Khan. We really needed a partnership, and the bowling supported it.

"In the last over, Saqlain kept his nerve and got Trescothick's wicket which was the vital one. It was a great catch by Shahid Afridi and it gave us the game."

## Scorecard

| PAKISTAN   |            |    |    |     |     | ENGLAND  |            |    |    |     |     |
|--|------------|----|----|-----|-----|--|------------|----|----|-----|-----|
|  | Runs       | 6s | 4s | BIs | Min |  | Runs       | 6s | 4s | BIs | Min |
| Saleem Elahi lbw b Gough   | 15         | 0  | 1  | 25  | 30  | M E Trescothick c Afridi b Mushtaq   | 137        | 3  | 11 | 142 | 232 |
| Shahid Afridi c Trescothick b Caddick  | 30         | 1  | 2  | 44  | 60  | N V Knight run out   | 1          | 0  | 0  | 7   | 13  |
| Yousuf Youhana c Shah b Mullally   | 81         | 0  | 4  | 119 | 163 | *†A J Stewart c Khan b Razzaq  | 4          | 0  | 1  | 19  | 22  |
| Inzamam -ul-Haq b Caddick  | 0          | 0  | 0  | 2   | 0   | M P Vaughan c Mahmood b Younis   | 0          | 0  | 0  | 4   | 11  |
| Younis Khan c Knight b Cork  | 41         | 0  | 0  | 56  | 76  | O A Shah run out   | 62         | 0  | 2  | 94  | 127 |
| †Rashid Latif b Ealham   | 23         | 0  | 2  | 26  | 34  | B C Hollioake b Younis   | 0          | 0  | 0  | 1   | 3   |
| Abdur Razzaq c Gough b Mullally  | 3          | 0  | 0  | 3   | 4   | D G Cork run out   | 3          | 0  | 0  | 7   | 5   |
| Azhar Mahmood not out  | 27         | 0  | 3  | 21  | 29  | M A Ealham lbw b Afridi  | 0          | 0  | 0  | 6   | 6   |
| Shoaib Malik b Gough   | 9          | 0  | 0  | 8   | 15  | D Gough lbw b Razzaq   | 6          | 0  | 0  | 9   | 10  |
| *Waqar Younis not out  | 2          | 0  | 0  | 2   | 2   | A R Caddick st Latif b Mushtaq   | 10         | 0  | 0  | 14  | 23  |
| Extras (lb2 w3 nb6)  | 11         |    |    |     |     | A D Mullally not out   | 1          | 0  | 0  | 1   | 5   |
| <b>Total (for 8, 50 overs)</b>   | <b>242</b> |    |    |     |     | Extras (lb5 w5 nb6)  | 16         |    |    |     |     |
| Fall: 1-28, 2-59, 3-60, 4-140, 5-190, 6-195, 7-208, 8-237.   |            |    |    |     |     | <b>Total (for 10, 50 overs)</b>  | <b>240</b> |    |    |     |     |
| Did Not Bat: Saqlain Mushtaq.  |            |    |    |     |     | Fall: 1-6, 2-19, 3-26, 4-196, 5-197, 6-201, 7-205, 8-218, 9-237.   |            |    |    |     |     |
| Bowling: A R Caddick 10-1-37-2, D Gough 10-1-38-2, A D Mullally 10-0-47-2, D G Cork 7-0-50-1, M A Ealham 7-0-32-1, B C Hollioake 6-0-36-0. |            |    |    |     |     | Bowling: Waqar Younis 10-2-20-2, Abdur Razzaq 10-0-41-2, Azhar Mahmood 10-0-50-0, Saqlain Mushtaq 9-0-50-2, Shoaib Malik 4-0-39-0, Shahid Afridi 7-0-35-1. |            |    |    |     |     |

Umpires: N A Mallender and K E Palmer.

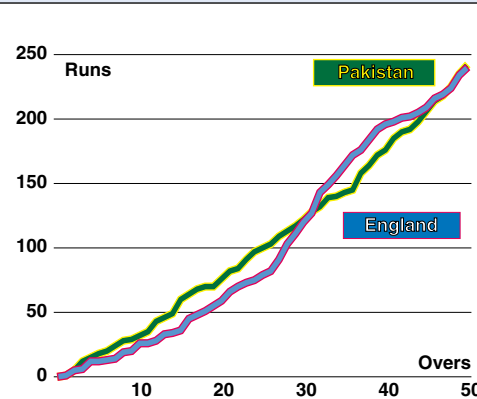
## NatWest Man of the Match Marcus Trescothick

Marcus Trescothick took England to the brink of victory with a quite marvellous 137. He stayed calm as wickets tumbled around him - then teamed up with Owais Shah to amass 170 for the fourth wicket. Trescothick took just 142 balls to rack up his huge total, claiming his first ton in a one-day international. The Somerset opener needed just two more runs to pass Sir Viv Richards' knock of 138 against England in 1975 and score the highest ever one-day innings at Lord's. Trescothick was finally sent back to the pavilion when Shahid Afridi took a brilliant catch in the final over.



|                |     |
|----------------|-----|
| <b>Runs</b>    | 137 |
| <b>Wickets</b> | 0   |
| <b>Catches</b> | 1   |

## Run Graph Bowling Speeds



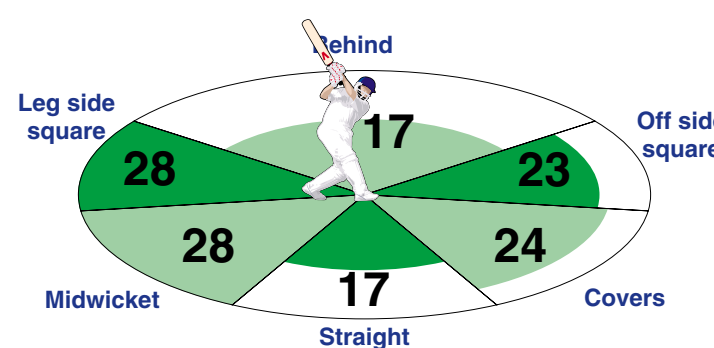
| England       |           |           |           |
|---------------|-----------|-----------|-----------|
| Name          | Max (mph) | Min (mph) | Ave (mph) |
| A.R.Caddick   | 81.8      | 87.1      | 83.7      |
| D.G.Cork      | 65.0      | 81.3      | 76.2      |
| M.A.Ealham    | 63.4      | 80.0      | 74.6      |
| D.Gough       | 69.6      | 91.1      | 85.7      |
| B.C.Hollioake | 65.5      | 80.7      | 74.5      |
| A.D.Mullally  | 63.7      | 81.1      | 75.8      |

Fastest ball by: Gough 91.1 mph  
 Highest average: Gough, 85.7 mph  
 Highest Recorded Dismissal Speed:  
 Gough: Speed - 88.8 (Wicket of Elahi, caught Shah)

## Best Innings Marcus Trescothick 137 off 142 balls in 232 minutes

| Pakistan        |           |           |           |
|-----------------|-----------|-----------|-----------|
| Name            | Max (mph) | Min (mph) | Ave (mph) |
| Shahid Afridi   | 48.8      | 67.4      | 61.0      |
| Azhar Mahmood   | 63.2      | 84.1      | 79.8      |
| Shoaib Malik    | 50.3      | 63.4      | 54.4      |
| Saqlain Mushtaq | 47.5      | 67.6      | 53.9      |
| Abdur Razzaq    | 60.9      | 88.0      | 83.3      |
| Waqar Younis    | 74.1      | 90.2      | 84.8      |

Fastest ball by: Waqar 90.2 mph  
 Highest average: Waqar 84.8 mph  
 Highest Recorded Dismissal Speed:  
 Waqar: Speed - 88.1 (Wicket of Hollioake, bowled)



SUPPLIED BY  
 FREESERVE.COM  
 SPEEDSTER





# ENGLAND v AUSTRALIA



## 14th June at Old Trafford

| Match Preview  | Recent Meetings  | England Squad   | Australia Squad   |
|--|--|---|---|
| <p>Marcus Trescothick has told his team-mates to keep cool in frantic one-day international finishes going into England's must-win showdown with Australia at Old Trafford. Alec Stewart's side know a place in The NatWest Series final at Lord's on June 23 will be beyond them unless they record comprehensive victories in their final three matches. Somerset left-hander Trescothick hit a magnificent 137 against Pakistan, the highest one-day score of his career, but could not prevent England slumping to a heart-breaking two-run defeat.</p> <p>It was the second successive close finish in which England have ended up as the losing side, following Sunday's defeat by Australia with just three balls remaining. If England are to succeed in their unlikely objective of reaching the final, they must first find a formula which prevents them losing their nerve at crucial stages. This was underlined at Lord's when they lost seven wickets for 44 runs off 60 balls - en route to being dismissed for 240 off the final ball chasing Pakistan's 242 for eight. Trescothick said: "Myself and Owais (Shah) put on a partnership and almost sealed a win - we just had to finish it off, but fell at the last hurdle. "We just need somebody to come in at that stage and finish it off and stay with the dominant partner. It just needs someone to slot into that role."</p> <p>Australia rested world number one batsman Michael Bevan for the first meeting with England. They should be even stronger at Old Trafford, with Jason Gillespie and Damien Fleming expected to return from hamstring and calf injuries respectively. Captain Steve Waugh said: "We've won four in a row now, two from India and two here. It sets our goals - we want to keep winning consistently. "We believe whatever 11 we put out on the park, it's as good as the next one and there are no exceptions to that rule."</p> | <p><b>10th February 1999</b><br/><b>Sydney: Australia beat England by 10 runs</b><br/>Australia 232 for 8 (50 overs) (M.G.Bevan 69*);<br/>England 222 (49.2 overs) (N.Hussain 58)</p> <p><b>13th February 1999</b><br/><b>Melbourne: Australia beat England by 162 runs</b><br/>Australia 272 for 5 (50 overs) (D.S.Lehmann 71, D.R.Martyn 57, A.C.Gilchrist 52);<br/>England 110 (31.5 overs)</p> <p><b>10th Jun 2001</b><br/><b>Bristol: England lost to Australia by 5 wickets</b><br/>England 268 for 4 (50 overs) (N.V.Knight 84, M.E.Trescothick 69);<br/>Australia 272 for 5 (49.3 overs) (R.T.Ponting 102)</p> | <p>1 Nick Knight</p> <p>2 Andy Caddick</p> <p>4 Alec Stewart (c) (wk)</p> <p>5 Mark Ealham</p> <p>6 Alistair Brown</p> <p>7 Dominic Cork</p> <p>8 Darren Gough</p> <p>9 Graham Thorpe</p> <p>10 Robert Croft</p> <p>13 Alan Mullally</p> <p>21 Ben Hollioake</p> <p>23 Marcus Trescothick</p> <p>50 Paul Collingwood</p> <p>99 Michael Vaughan</p> <p>69 Owais Shah</p> | <p>4 Jason Gillespie</p> <p>5 Steve Waugh (c)</p> <p>6 Mark Waugh</p> <p>11 Glenn McGrath</p> <p>12 Michael Bevan</p> <p>14 Ricky Ponting</p> <p>15 Wade Seecombe</p> <p>17 Damien Fleming</p> <p>18 Adam Gilchrist</p> <p>23 Shane Warne</p> <p>28 Matthew Hayden</p> <p>29 Ian Harvey</p> <p>30 Damien Martyn</p> <p>39 Andy Symonds</p> <p>59 Nathan Bracken</p> |

### England v Australia Stats Archive

#### England Batting Averages (v Australia)

| Name            | M  | I  | NO | Runs | HS  | Avg    |
|-----------------|----|----|----|------|-----|--------|
| B.C.Hollioake   | 2  | 2  | 1  | 100  | 63  | 100.00 |
| M.E.Trescothick | 1  | 1  | 0  | 69   | 69  | 69.00  |
| G.P.Thorpe      | 8  | 8  | 2  | 245  | 75* | 40.83  |
| A.J.Stewart     | 21 | 20 | 1  | 568  | 79  | 29.89  |
| N.V.Knight      | 10 | 10 | 0  | 228  | 84  | 22.80  |
| D.Gough         | 13 | 8  | 3  | 100  | 45  | 20.00  |
| R.D.B.Croft     | 11 | 6  | 3  | 53   | 26* | 17.66  |
| M.A.Ealham      | 11 | 6  | 0  | 88   | 33  | 14.66  |
| A.D.Brown       | 1  | 1  | 0  | 12   | 12  | 12.00  |
| D.G.Cork        | 3  | 1  | 0  | 11   | 11  | 11.00  |
| A.D.Mullally    | 8  | 4  | 1  | 18   | 9   | 6.00   |
| A.R.Caddick     | 3  | 2  | 2  | 3    | 2*  | -      |

#### Australia Batting Averages (v England)

| Name          | M  | I  | NO | Runs | HS   | Avg   |
|---------------|----|----|----|------|------|-------|
| M.G.Bevan     | 9  | 8  | 4  | 362  | 108* | 90.50 |
| D.R.Martyn    | 8  | 7  | 3  | 272  | 59*  | 68.00 |
| R.T.Ponting   | 7  | 7  | 1  | 281  | 102  | 46.83 |
| M.E.Waugh     | 20 | 20 | 1  | 834  | 113  | 43.89 |
| S.R.Waugh     | 28 | 27 | 9  | 602  | 83*  | 33.44 |
| A.C.Gilchrist | 10 | 10 | 0  | 230  | 53   | 23.00 |
| A.Symonds     | 1  | 1  | 0  | 23   | 23   | 23.00 |
| M.L.Hayden    | 4  | 3  | 0  | 47   | 29   | 15.66 |
| S.K.Warne     | 13 | 8  | 2  | 75   | 21   | 12.50 |
| J.N.Gillespie | 3  | 2  | 1  | 9    | 6    | 9.00  |
| D.W.Fleming   | 4  | 2  | 1  | 7    | 5*   | 7.00  |
| G.D.McGrath   | 12 | 3  | 1  | 12   | 10   | 6.00  |
| I.J.Harvey    | 1  | 1  | 1  | 19   | 19*  | -     |

#### England Bowling Averages (v Australia)

| Name          | O    | M  | R   | W  | Avg    | Best | Econ |
|---------------|------|----|-----|----|--------|------|------|
| D.Gough       | 110  | 10 | 522 | 18 | 29.00  | 5-44 | 4.74 |
| A.D.Mullally  | 75   | 6  | 320 | 10 | 32.00  | 4-18 | 4.26 |
| A.R.Caddick   | 33   | 5  | 132 | 4  | 33.00  | 3-39 | 4.00 |
| M.A.Ealham    | 93.5 | 6  | 439 | 10 | 43.90  | 3-45 | 4.67 |
| R.D.B.Croft   | 90   | 6  | 394 | 8  | 49.25  | 2-24 | 4.37 |
| D.G.Cork      | 30   | 3  | 120 | 1  | 120.00 | 1-39 | 4.00 |
| B.C.Hollioake | 11   | 0  | 64  | 0  | -      | -    | 5.81 |

#### Australia Bowling Averages (v England)

| Name          | O     | M  | R   | W  | Avg    | Best | Econ |
|---------------|-------|----|-----|----|--------|------|------|
| G.D.McGrath   | 111.5 | 13 | 462 | 25 | 18.48  | 4-25 | 4.13 |
| D.W.Fleming   | 37    | 2  | 146 | 6  | 24.33  | 3-64 | 3.94 |
| M.G.Bevan     | 22.2  | 0  | 120 | 4  | 30.00  | 2-9  | 5.37 |
| M.E.Waugh     | 52    | 1  | 241 | 8  | 30.12  | 4-37 | 4.63 |
| S.R.Waugh     | 188   | 7  | 870 | 26 | 33.46  | 3-26 | 4.62 |
| S.K.Warne     | 123.5 | 0  | 546 | 14 | 39.00  | 3-16 | 4.40 |
| J.N.Gillespie | 26.1  | 2  | 136 | 1  | 136.00 | 1-55 | 5.19 |
| A.Symonds     | 3     | 0  | 24  | 0  | -      | -    | 8.00 |
| D.R.Martyn    | 9     | 0  | 42  | 0  | -      | -    | 4.66 |
| I.J.Harvey    | 10    | 0  | 59  | 0  | -      | -    | 5.90 |

### Key Players

#### Owais Shah

Just as Marcus Trescothick was England's find of 2000, Owais Shah has already impressed hugely in his first two international outings. In the narrow defeat against Pakistan at Lord's, Shah cracked 62 runs in a superb 170-run fourth-wicket partnership with Trescothick. He made an unbeaten 28 against Australia at Bristol on his debut, and Steve Waugh's men will be wary of his threat as the sides meet again under the lights at Old Trafford.

#### Glenn McGrath

The Australia paceman terrorised English batsmen as he spearheaded the Worcestershire bowling attack in last season's County Championship - and he plans to wreak more havoc against Alec Stewart's side. McGrath bagged two for 22 as the Aussies strolled to a seven-wicket victory against Pakistan at Cardiff on Saturday. He also secured the crucial wicket of Alistair Brown in the first meeting with England - and will be keen to finally extinguish England's faint hopes of reaching The NatWest Series final.

### Weather Outlook

Mostly dry with some sunny intervals and just the odd rogue shower for most of the day. However, it will cloud over later in the afternoon, with rain threatening by evening. Temperatures will reach a high of 19C (66F), and there will be just a light south-easterly wind.



#### England against Australia

##### Best Individual Score

R.A.Smith 167\* (Edgbaston 1993)

##### Best Innings Bowling

M.Hendrick 5/31 (The Oval 1980)

##### Leading run-scorer

G.A.Gooch 1395 (32 matches)

##### Leading wicket-taker

I.T.Botham 35 (33 matches)

##### Most hundreds

G.A.Gooch 4 (32 matches)

##### Most fifties (including hundreds)

G.A.Gooch 9 (32 matches)

##### Highest Team Total

320 for 8 (Edgbaston 1980)

##### Lowest Innings Total

93 (Headingley 1975)

#### Australia against Wngland

##### Best Individual Score

D.M.Jones 145 (Brisbane 1990/91)

##### Best Innings Bowling

G.J.Gilmour 6/14 (Headingley 1975)

##### Leading run-scorer

A.R.Border 1302 (43 matches)

##### Leading wicket-taker

D.K.Lillee 31 (16 matches)

##### Most hundreds

D.M.Jones 3 (20 matches)

##### Most fifties (including hundreds)

A.R.Border 9 (43 matches)

##### Highest Team Total

283 for 5 (Brisbane 1990/91)

##### Lowest Innings Total

70 (Edgbaston 1977)

# The NatWest Series 2001

.....about this year's tournament



## How It Works

○ All matches will consist of one innings per side and each innings will be limited to 50 overs. A minimum of 25 overs per team shall constitute a match.

○ Matches shall be of one day's scheduled duration with the exception of the final, for which a reserve day has been allocated in case of weather interruption.

○ In matches without a reserve day there is provision for up to 60 minutes of extra official playing time in day matches and up to 30 minutes in floodlit matches to make up for time lost.

○ Play is scheduled to start at 10.45am with an interval of 45 minutes at 2.15pm and close of play at 6.30pm.

○ At floodlit matches play is scheduled to start at 2.30pm with an interval of 45 minutes at 6pm and close of play at 10.15pm.

○ Two drinks intervals, each one hour and 10 minutes apart, are permitted for each innings.

○ Where play is delayed or interrupted the umpires will reduce the length of the interval between innings. If up to 60 minutes are lost the interval will be reduced to 30 minutes. If between 60 and 120 minutes are lost the interval will be reduced to 20 minutes. If more than 120 minutes are lost the interval will be reduced to 10 minutes.

○ In games without a reserve day there is provision for up to 60 minutes of extra playing time for day matches and 30 minutes for floodlit matches.

○ If the innings of the team batting first is completed prior to the scheduled time for the interval, the interval shall take place immediately and the innings of the team batting second will commence correspondingly earlier.

○ For the first 15 overs only two fieldsmen are permitted to be outside the field restriction marking at the instant of delivery. This restriction will be lifted earlier in circumstances where the number of overs is reduced.

○ No bowler shall bowl more than 10 overs in an innings. In a delayed or interrupted match where the overs are reduced no bowler may bowl more than one-fifth of the total overs allowed.

○ A no ball will be called for short-pitched bowling. The penalty will be one run plus any runs scored.

○ Umpires have been instructed to apply a very strict and consistent interpretation in calling wides. The penalty will be one run plus any runs scored.

○ In line with the ICC Code of Conduct, fines may be imposed for slow over rates.

○ Teams will play each other three times in the group stage and score two points for a win and one point for a tie or no result.

○ If the scores in a match are level the result shall be a tie and no account shall be taken of the number of wickets that have fallen.

○ The top two teams in the group will contest the final. In the event of teams finishing on equal points the right to play in the final will be decided according to:

The most wins in the group matches;

The team that won the most matches between the tied sides;

The team with the higher run rate;

The team that has taken the higher number of wickets per balls;

In the event that teams are still level they will draw lots.

## Umpires List

**Barry Dudleston** Born: 16/07/1945. Ex-Leicestershire and Gloucestershire. Right hand opening bat, slow left arm bowler, occasional wicketkeeper **International umpiring record**; First Test: England v West Indies at Edgbaston in 1991. Total Tests: 2. First one-day international: England v Pakistan at Trent Bridge in 1992. Total one-day internationals: 4.

**John Hampshire** Born: 10/02/1941. Ex-England, Yorkshire and Derbyshire. Right hand bat, leg spin bowler **International umpiring record** First Test: England v Australia at Old Trafford in 1989. Total Tests: 16. First one-day international: England v Australia at Trent Bridge in 1989. Total one-day internationals: 20.

**Ray Julian** Born: 23/08/1936. Ex-Leicestershire. Right hand bat, wicketkeeper. **International umpiring record** First one-day international: England v India at The Oval in 1996. Total one-day internationals: 6

**Neil Mallender** Born: 13/08/1961. Ex-England, Northamptonshire and Somerset. Right hand bat, right arm medium-fast bowler.

**Alan Whitehead** Born: 28/10/1940. Ex-Somerset. Left hand bat, slow left arm bowler. **International umpiring record** First Test: England v India at The Oval in 1982. Total Tests: 5. First one-day international: Canada v Pakistan, Headingley, 1979. Total one-day internationals: 14.

**David Constant** Born: 09/11/1941. Ex-Kent, Leicestershire. Left hand bat, slow left arm bowler. **International umpiring record** First Test: England v Pakistan at Lord's in 1971. Total Tests: 36. First one-day international: England v Australia at Edgbaston in 1972. Total one-day internationals: 32.

**Peter Willey** Born: 06/12/1949. Ex-England, Leicestershire and Northamptonshire. Right hand bat, off-break bowler. **International umpiring record** First Test: West Indies v New Zealand at Bridgetown, Barbados in 1996. Total Tests: 23. First one-day international: England v India at The Oval in 1996. Total one-day internationals: 22.

**David Shepherd** Born: 27/12/1940. Ex-Gloucestershire. Right hand bat, right arm medium bowler. **International umpiring record** First Test: England v Australia at Old Trafford in 1985. Total Tests: 56. First one-day international: Pakistan v Sri Lanka at Swansea in 1983. Total one-day internationals: 96.

**Merv Kitchen** Born: 01/08/1940. Ex-Somerset. Left-hand bat, right arm medium bowler. **International umpiring record** First Test: England v New Zealand at Lord's in 1990. Total Tests: 20. First one-day international: Australia v Zimbabwe at Trent Bridge in 1983. Total one-day internationals: 27.

**Ken Palmer** Born: 22/04/1937. Ex-England and Somerset. Right hand bat, right arm fast-medium bowler. **International umpiring record** First Test: England v Pakistan at Edgbaston in 1978. Total Tests 22. First one-day international: England v Australia at The Oval in 1977. Total one-day internationals: 22.

**John Holder** Born: 19/03/1945. Ex-Hampshire. Right hand bat, right arm fast-medium bowler. **International umpiring record** First Test: England v Sri Lanka at Lord's in 1988. Total Tests: 10. First one-day international: England v Sri Lanka at The Oval in 1988. Total one-day internationals: 17.

**Jeremy Lloyds** Born: 17/11/1954. Ex-Somerset and Gloucestershire. Left hand bat, off break bowler. **International umpiring record** First one-day international: West Indies v Zimbabwe at Bristol in 2000. Total one-day internationals: 1.

**Allan Jones** Born: 09/12/1947. Ex-Sussex, Somerset, Middlesex and Glamorgan. Right hand bat, right arm fast bowler. **International umpiring record**; First one-day international: England v India at Old Trafford, 1996. Total one-day internationals: 1.

**George Sharp** Born: 12/03/1950. Ex-Northamptonshire. Right hand bat, left arm medium bowler. **International umpiring record** First Test: England v India at Trent Bridge in 1996. Total Tests 13. First one-day international: India v Sri Lanka at Singapore in 1995/96. Total one-day internationals: 24.

## Match Referee

**Brian Hastings** Born: 23/03/1940. Ex-New Zealand. Right hand bat, leg break. **International refereeing record** First Test: Pakistan v Sri Lanka at Rawalpindi in 1999/2000. Total Tests: 8. First one-day international: Pakistan v Sri Lanka at Karachi in 1999/2000. Total one-day internationals: 9.

## Fixtures & Results

| Date   | Fixture                          | Venue             |
|--------|----------------------------------|-------------------|
| Thu 7  | <b>Pak beat Eng by 108 runs</b>  | *Edgbaston        |
| Sat 9  | <b>Aus beat Pak by 7 wickets</b> | Cardiff           |
| Sun 10 | <b>Aus beat Eng by 5 wickets</b> | Bristol           |
| Tue 12 | <b>Pak beat Eng by 2 runs</b>    | Lord's            |
| Thu 14 | <b>England v Australia</b>       | *Old Trafford     |
| Sat 16 | <b>Pakistan v Australia</b>      | Chester-le-Street |
| Sun 17 | <b>England v Pakistan</b>        | Headingley        |
| Tue 19 | <b>Pakistan v Australia</b>      | *Trent Bridge     |
| Thu 21 | <b>England v Australia</b>       | The Oval          |
| Sat 23 | <b>FINAL</b>                     | Lord's            |

\*Day/Night match

## The Duckworth Lewis System

If matches are rain-affected the Duckworth Lewis system is used to reset targets. The system is based on what percentage of its resources (overs and wickets) a team have left. With 50 overs left and 10 wickets remaining, a team has 100 per cent of its resources left. The table shows the percentage of resources at other stages in the innings.

The procedure for working out targets is as follows:

1) For each innings: Use the table to calculate the resource percentage lost by the interruption and therefore calculate the resource percentage still available.

2) If team 2 have less resources available than team 1, calculate the ratio of the resources available to both teams. Team 2's revised target is obtained by scaling down team 1's score by this ratio.

3) If team 2 have more resources available than team 1, calculate the amount by which team 2's resources exceeds team 1's.

Work this out as a percentage of 225 (the average 50-over score in ECB matches and one-day internationals). This gives the extra runs to add to team score to give team 2's target.

|            |    | WICKETS LOST |      |      |      |     |
|------------|----|--------------|------|------|------|-----|
|            |    | 0            | 2    | 5    | 7    | 9   |
| OVERS LEFT | 50 | 100          | 83.8 | 49.5 | 26.5 | 7.6 |
|            | 40 | 90.3         | 77.6 | 48.3 | 26.4 | 7.6 |
|            | 30 | 77.1         | 68.2 | 45.7 | 26.2 | 7.6 |
|            | 25 | 68.5         | 61.8 | 43.4 | 25.9 | 7.6 |
|            | 20 | 58.9         | 54.0 | 40.0 | 25.2 | 7.6 |
|            | 10 | 34.1         | 32.5 | 27.5 | 20.6 | 7.5 |



# The NatWest Series 2001

.....last year's tournament & ODI records



## The NatWest Series Results 2000



### Match 1 6th Jul 2000

**Bristol: West Indies lost to Zimbabwe by 6 wickets.** West Indies 232 for 7 (50 overs) (B.C.Lara 60, W.W.Hinds 51); Zimbabwe 233 for 4 (45 overs) (N.C.Johnson 95\*). **Man of the Match:** N C Johnson

### Match 2 8th Jul 2000

**The Oval: England lost to Zimbabwe by 5 wickets.** England 207 (50 overs) (M.E.Trescothick 79, G.A.Hick 50, G.W.Flower 3-9, P.A.Strang 3-36); Zimbabwe 210 for 5 (48.2 overs) (A.D.R.Campbell 80, A.Flower 61). **Man of the Match:** A D R Campbell

### Match 3 9th July 2000

**Lord's: England v West Indies. No result (1 pt each).** England 158 for 8 (43.5 overs) (F.A.Rose 3-42); West Indies. **Man of the Match:** Not Awarded

### Match 4 11th Jul 2000

**Canterbury: West Indies lost to Zimbabwe by 70 runs.** Zimbabwe 256 for 4 (50 overs) (G.J.Whittall 83, A.D.R.Campbell 77\*, N.C.Johnson 51); West Indies 186 for 8 (50 overs) (N.A.M.McLean 50\*). **Man of the Match:** G J Whittall

### Match 5 13th Jul 2000

**Old Trafford: England beat Zimbabwe by 8 wickets.** Zimbabwe 114 (38.4 overs); England 115 for 2 (20.3 overs). **Man of the Match:** A Flintoff

### Match 6 15th July 2000

**Riverside: England beat West Indies by 10 wickets.** West Indies 169 for 8 (50 overs) (B.C.Lara 54, A.D.Mullally 3-27); England 171 for 0 (35.2 overs) (M.E.Trescothick 87\*, A.J.Stewart 74\*). **Man of the Match:** M E Trescothick

### Match 7 16th July 2000

**Riverside: Zimbabwe beat West Indies by 6 wickets.** West Indies 287-5 (50 overs) (S L Campbell 105, B C Lara 87). Zimbabwe 290-4 (49.1 overs) (M W Goodwin 112 no, G W Flower 96 no). **Man of the Match:** M W Goodwin

### Match 8 18th July 2000

**Edgbaston: England beat Zimbabwe by 52 runs.** England 262 for 8 (50 overs) (A.J.Stewart 101, H.H.Streak 3-59); Zimbabwe 210 for 9 (50 overs) (A.D.R.Campbell 60, N.C.Johnson 52, C.White 3-34). **Man of the Match:** A J Stewart

### Match 9 20th July 2000

**Trent Bridge: West Indies beat England by 3 runs.** West Indies 195-9 (50 overs); England 192 all out (A.J.Stewart 100no). **Man of the Match:** C H Gayle

### FINAL 22nd July 2000

**Lord's: England beat Zimbabwe by 6 wickets** Zimbabwe 169 for 7 (50 overs) (G.W.Flower 53\*, D.Gough 3-20); England 170 for 4 (45.2 overs) (A.J.Stewart 97, H.H.Streak 3-30)

**Man of the Match:** A J Stewart

## Overall One Day International Records

### Best Individual Scores

| Player         | Score | Teams                     | Venue           | Year    |
|----------------|-------|---------------------------|-----------------|---------|
| Saeed Anwar    | 194   | Pakistan v India          | Chennai         | 1996/97 |
| I.V.A.Richards | 189*  | West Indies v England     | Old Trafford    | 1984    |
| S.T.Jayasuriya | 189   | Sri Lanka v India         | Sharjah         | 2000/1  |
| G.Kirsten      | 188*  | South Africa v UAE        | Rawalpindi      | 1995/96 |
| S.R.Tendulkar  | 186*  | India v New Zealand       | Hyderabad       | 1999/00 |
| S.C.Ganguly    | 183   | India v Sri Lanka         | Taunton         | 1999    |
| I.V.A.Richards | 181   | West Indies v Sri Lanka   | Karachi         | 1987/88 |
| Kapil Dev      | 175*  | India v Zimbabwe          | Tunbridge Wells | 1983    |
| M.E.Waugh      | 173   | Australia v West Indies   | Melbourne       | 2000/01 |
| G.M.Turner     | 171*  | New Zealand v East Africa | Edgbaston       | 1975    |

### Best Innings Bowling

| Player         | Figs | Teams                   | Venue      | Year    |
|----------------|------|-------------------------|------------|---------|
| M.Muralitharan | 7/30 | Sri Lanka v India       | Sharjah    | 2000/1  |
| Aaqib Javed    | 7/37 | Pakistan v India        | Sharjah    | 1991/92 |
| W.W.Davis      | 7/51 | West Indies v Australia | Headingley | 1983    |
| A.Kumble       | 6/12 | India v West Indies     | Calcutta   | 1993/94 |
| G.J.Gilmour    | 6/14 | Australia v England     | Headingley | 1975    |
| Imran Khan     | 6/14 | Pakistan v India        | Sharjah    | 1984/85 |
| C.E.H.Croft    | 6/15 | West Indies v England   | Arnos Vale | 1980/81 |
| Azhar          | 6/18 | Pakistan v West Indies  | Sharjah    | 1999/00 |
| H.K.Olonga     | 6/19 | Zimbabwe v England      | Cape Town  | 1999/00 |
| B.C.Strang     | 6/20 | Zimbabwe v Bangladesh   | Nairobi    | 1997/98 |

### Highest Team Totals

| Total     | Teams                   | Venue        | Year    |
|-----------|-------------------------|--------------|---------|
| 398 for 5 | Sri Lanka v Kenya       | Kandy        | 1995/96 |
| 376 for 2 | India v New Zealand     | Hyderabad    | 1999/00 |
| 373 for 6 | India v Sri Lanka       | Taunton      | 1999    |
| 371 for 9 | Pakistan v Sri Lanka    | Nairobi      | 1996/97 |
| 363 for 7 | England v Pakistan      | Trent Bridge | 1992    |
| 360 for 4 | West Indies v Sri Lanka | Karachi      | 1987/88 |
| 349 for 6 | Australia v New Zealand | Christchurch | 1999/00 |
| 349 for 9 | Sri Lanka v Pakistan    | Singapore    | 1995/96 |
| 349 for 9 | New Zealand v India     | Rajkot       | 1999/00 |
| 348 for 8 | New Zealand v India     | Nagpur       | 1995/96 |

### Lowest Team Totals

| Total | Teams                    | Venue        | Year    |
|-------|--------------------------|--------------|---------|
| 43    | Pakistan v West Indies   | Cape Town    | 1992/93 |
| 45    | Canada v England         | Old Trafford | 1979    |
| 54    | India v Sri Lanka        | Sharjah      | 2000/1  |
| 55    | Sri Lanka v West Indies  | Sharjah      | 1986/87 |
| 63    | India v Australia        | Sydney       | 1980/81 |
| 64    | New Zealand v Pakistan   | Sharjah      | 1985/86 |
| 68    | Scotland v West Indies   | Leicester    | 1999    |
| 69    | South Africa v Australia | Sydney       | 1993/94 |
| 70    | Australia v England      | Edgbaston    | 1977    |
| 70    | Australia v New Zealand  | Adelaide     | 1985/86 |

### Most Games Played

| Player                       | Matches |
|------------------------------|---------|
| M.Azharuddin (India)         | 334     |
| Wasim Akram (Pakistan)       | 317     |
| S.R.Waugh (Australia)        | 313     |
| Salim Malik (Pakistan)       | 283     |
| P.A.de Silva (Sri Lanka)     | 275     |
| A.R.Border (Australia)       | 273     |
| A.Ranatunga (Sri Lanka)      | 269     |
| S.R.Tendulkar (India)        | 268     |
| Ijaz Ahmed (Pakistan)        | 250     |
| Inzamam-ul-Haq (Pakistan)    | 246     |
| D.L.Haynes (West Indies)     | 238     |
| S.T.Jayasuriya (Sri Lanka)   | 235     |
| M.E.Waugh (Australia)        | 234     |
| Javed Miandad (Pakistan)     | 233     |
| Kapil Dev (India)            | 225     |
| R.B.Richardson (West Indies) | 224     |

### Leading 5 Wicket Hauls

| Player                     | 5 Wkts | Mtchs |
|----------------------------|--------|-------|
| Waqar Younis (Pakistan)    | 10     | 211   |
| L.Klusener (South Africa)  | 6      | 113   |
| Saqlain Mushtaq (Pakistan) | 6      | 141   |
| R.J.Hadlee (New Zealand)   | 5      | 115   |
| M.Muralitharan (Sri Lanka) | 5      | 165   |

### Most Ducks

| Player                        | Ducks | Mtchs |
|-------------------------------|-------|-------|
| Wasim Akram (Pakistan)        | 25    | 317   |
| R.S.Kaluwitharana (Sri Lanka) | 20    | 160   |
| Salim Malik (Pakistan)        | 19    | 283   |
| A.Ranatunga (Sri Lanka)       | 18    | 269   |
| S.T.Jayasuriya (Sri Lanka)    | 17    | 235   |
| C.J.McDermott (Australia)     | 15    | 138   |
| A.C.Parore (New Zealand)      | 15    | 163   |

### Leading Runscorers

| Player                    | Runs  | Mtchs |
|---------------------------|-------|-------|
| S.R.Tendulkar (India)     | 10179 | 268   |
| M.Azharuddin (India)      | 9377  | 334   |
| D.L.Haynes (West Indies)  | 8648  | 238   |
| P.A.de Silva (Sri Lanka)  | 8430  | 275   |
| M.E.Waugh (Australia)     | 8338  | 234   |
| Saeed Anwar (Pakistan)    | 8198  | 225   |
| Inzamam-ul-Haq (Pakistan) | 8005  | 246   |
| A.Ranatunga (Sri Lanka)   | 7454  | 269   |
| Javed Miandad (Pakistan)  | 7381  | 233   |
| S.R.Waugh (Australia)     | 7259  | 313   |

### Leading Wicket-takers

| Player                     | Wkts | Mtchs |
|----------------------------|------|-------|
| Wasim Akram (Pakistan)     | 440  | 317   |
| Waqar Younis (Pakistan)    | 334  | 211   |
| A.Kumble (India)           | 274  | 208   |
| J.Srinath (India)          | 261  | 192   |
| S.K.Warne (Australia)      | 256  | 164   |
| Kapil Dev (India)          | 253  | 225   |
| Saqlain Mushtaq (Pakistan) | 253  | 140   |
| M.Muralitharan (Sri Lanka) | 236  | 165   |
| C.A.Walsh (West Indies)    | 227  | 205   |
| A.A.Donald (South Africa)  | 226  | 136   |

### Leading Dismissals

| Player                        | Dismissals | Mtchs |
|-------------------------------|------------|-------|
| Moin Khan (Pakistan)          | 257        | 182   |
| I.A.Healy (Australia)         | 234        | 168   |
| P.J.L.Dujon (West Indies)     | 202        | 166   |
| R.S.Kaluwitharana (Sri Lanka) | 175        | 155   |
| A.C.Gilchrist (Australia)     | 175        | 110   |
| D.J.Richardson (South Africa) | 165        | 122   |
| N.R.Mongia (India)            | 154        | 140   |
| A.Flower (Zimbabwe)           | 151        | 165   |
| M.V.Boucher (South Africa)    | 136        | 91    |
| A.J.Stewart (England)         | 131        | 109   |

### Leading Stumpings

| Player                        | Stumpings | Mtchs |
|-------------------------------|-----------|-------|
| Moin Khan (Pakistan)          | 66        | 182   |
| R.S.Kaluwitharana (Sri Lanka) | 64        | 155   |
| N.R.Mongia (India)            | 44        | 140   |
| I.A.Healy (Australia)         | 39        | 168   |
| A.Flower (Zimbabwe)           | 30        | 165   |
| Rashid Latif (Pakistan)       | 29        | 104   |
| K.S.More (India)              | 27        | 94    |
| A.C.Gilchrist (Australia)     | 27        | 110   |
| A.C.Parore (New Zealand)      | 24        | 134   |
| Salim Yousuf (Pakistan)       | 22        | 85    |

### Leading Catches (ex Wkt-Keepers)

| Player                   | Catches | Mtchs |
|--------------------------|---------|-------|
| M.Azharuddin (India)     | 156     | 334   |
| A.R.Border (Australia)   | 127     | 273   |
| R.S.Mahanama (Sri Lanka) | 109     | 213   |
| S.R.Waugh (Australia)    | 109     | 313   |
| M.E.Waugh (Australia)    | 105     | 234   |

### Most Centuries

| Player                       | Centuries | Mtchs |
|------------------------------|-----------|-------|
| S.R.Tendulkar (India)        | 28        | 268   |
| Saeed Anwar (Pakistan)       | 19        | 224   |
| M.E.Waugh (Australia)        | 18        | 234   |
| D.L.Haynes (West Indies)     | 17        | 238   |
| S.C.Ganguly (India)          | 16        | 164   |
| B.C.Lara (West Indies)       | 14        | 190   |
| C.G.Greenidge (West Indies)  | 11        | 128   |
| I.V.A.Richards (West Indies) | 11        | 187   |