



The NatWest Series 2001

Tuesday 12 June

CONTENTS

- 2 Match review – England v Australia
- 3 Match preview – England v Pakistan
- 4 Fixtures, regulations & umpires
- 5 2001 NatWest series results + One day records

Pressure mounts for England

AUSTRALIA have already stamped their authority all over The NatWest Series after two outstanding displays at the weekend. Steve Waugh's men eased to a seven-wicket triumph against Pakistan at Cardiff on Saturday, and then showed more batting brilliance and composure to overhaul England's impressive total of 268 for four at Bristol on Sunday.

Opening their campaign with a double victory has left any critics questioning Australia's status as the one-day kings eating their words.

Ricky Ponting claimed both man of the match awards with two outstanding displays at the crease. First, he rifled a quick-fire 70 to give his side the early impetus they needed against Pakistan, then cracked 102 as the tourists timed their response against England to perfection, edging past their total with three balls to spare.

Now England and Pakistan clash at Lord's, knowing defeat - especially for the so-far pointless hosts - would leave keeping pace with Australia an uphill task.

England drew comfort from the impressive displays of Ben Hollioake and Owais Shah after losing their opening exchange of the summer with the Aussies.

The defeat against the world champions was England's seventh successive loss and equalled their worst ever results sequence at one-day international level, recorded in 1993 and during the build-up to the last World Cup.

At Bristol, Ben Hollioake and Owais Shah added a crucial 70 from 45 deliveries to propel England to a competitive total.

Captain Alec Stewart said: "Hollioake will never be fazed - he enjoys the big time. He's had a couple of off-years, but worked hard to get back and he had an excellent game.

"Shah also impressed me. He was a little nervous, as we all are when we first start, but once he got his feet and hands moving I thought he played really well and will have done his confidence a lot of good."



Newswire on line

Welcome to the latest issue of The NatWest Series Newswire.

Updated editions will be produced after each game and will be available in the press boxes at the match venues.

You can also download your own copy of the Newswire from the ECB website. Simply visit the site at ecb.co.uk, click on The NatWest Series references and follow the prompts.

You will need Adobe Acrobat software, which can be downloaded free of charge from adobe.com if you haven't already got it. The whole process should only take a few minutes and will enable you to print any or all of the Newswire pages.

A NatWest Series stats review will be sent by e-mail only after the Final.

To make sure you receive the file please send your e-mail address to phil.ascough@pa.press.net

Group Standings

Name	P	W	L	T	R/R	Pts
Australia	2	2	0	0	0.29	4
Pakistan	2	1	1	0	0.88	2
England	2	0	2	0	-1.12	0

Your NatWest Series Newswire contacts

NatWest: Octagon Marketing
Lucinda Harding tel 07788 716032
Joss Sargent tel 07850 935685

Content: Press Association
Phil Ascough
tel 01430 455673
fax 0870 124 0815
e-mail phil.ascough@pa.press.net

"PA" SPORT



ENGLAND v AUSTRALIA



10th June at Bristol

Australia beat England by 5 wickets

Match Review Scorecard England won the toss

England's inexperienced line-up fell to a five-wicket defeat in Bristol after Australia edged a nail-biting NatWest Series encounter with only three balls remaining.

Chasing England's 268 for four, which was achieved after a sparkling late onslaught between debutant Owais Shah and Ben Hollioake of 70 from 45 balls, Australia clinched their second successive victory despite needing 32 from the last four overs.

It condemns England to their seventh successive defeat, equalling their worst-ever run recorded in 1993 and in the build-up to the last World Cup, and was also their fourth consecutive loss against Australia.

England appeared to be on course to end that losing sequence when Ricky Ponting was run out after compiling his eighth one-day international century and Andrew Symonds fell two overs later to halt Australia's momentum.

Seemingly facing defeat with 11 runs needed from the remaining seven deliveries, Australian all-rounder Ian Harvey responded to the challenge by marking his first appearance for his country at the ground he has graced so successfully for Gloucestershire by launching Hollioake for six off the final ball of the penultimate over.

Needing five for victory from Mark Ealham's final over, captain Steve Waugh eased the tense situation with the minimum of fuss, clipping successive boundaries through mid-wicket to ensure Australia claimed first blood in the Ashes summer.

England had earlier been grateful to their young guns for propelling them to a challenging total after they failed to capitalise on a promising start.

Marcus Trescothick and Nick Knight forged a 124-run second wicket stand from 139 deliveries, but once the stand was broken with the Somerset man being run out, England's scoring rate was restricted.

It took Hollioake and Shah, coming together with just seven overs remaining, to take England to their total - only for Australia to prove, once again, why they are rated as the best side in the world.

Alec Stewart

"We had five main players out, then Michael Vaughan injured his finger. I was very pleased, very proud of the guys and the way we competed. We ran the world champions to within three balls in what was a very exciting game.

"If we can compete with sides like Australia and Pakistan with our inexperience then, hopefully, I think we will learn quickly to stand us in good stead for the next World Cup in South Africa.

"What really pleased me was the way Ben Hollioake and Owais Shah, on debut, played themselves in and then went to get us to a total which was very competitive."

Steve Waugh

"Experience certainly helped us, you need a bit of luck as well. I thought England played really well and we had to play well to get out of it. It was all about keeping our head and realising that we only needed to score one a ball with a couple of boundaries, it was a matter of trusting yourself about what was going to happen.

"The six from Ian Harvey was probably a match-winning shot and he's capable of doing those things. He's batted in pressure situations, he's really coming on nicely."

ENGLAND				
	Runs	6s	4s	BIs Min
M E Trescothick run out	69	2	8	75 108
A D Brown c Gilchrist b McGrath	12	0	2	16 17
N V Knight c Warne b Lee	84	2	7	116 131
*†A J Stewart lbw b Lee	25	0	0	44 50
O A Shah not out	28	0	3	24 43
B C Hollioake not out	37	1	2	26 33
Extras (lb10 w2 nb1)	13			
Total (for 4, 50 overs)	268			
Fall: 1-13, 2-137, 3-189, 4-198.				
Did Not Bat: R D B Croft, D G Cork, M A Ealham, D Gough, A D Mullally.				
Bowling: G D McGrath 10-1-45-1, B Lee 10-1-55-2, I J Harvey 10-0-59-0, S K Warne 9-0-48-0, A Symonds 3-0-24-0, M E Waugh 8-0-27-0.				

AUSTRALIA				
	Runs	6s	4s	BIs Min
†A C Gilchrist c Shah b Gough	4	0	0	13 16
M E Waugh b Cork	46	1	3	61 88
R T Ponting run out	102	2	9	116 155
D R Martyn b Mullally	46	1	3	57 71
A Symonds b Gough	23	2	1	15 19
*S R Waugh not out	23	0	2	22 30
I J Harvey not out	19	1	0	13 21
Extras (b1 lb4 w1)	6			
Total (for 5, 49.3 overs)	269			
Fall: 1-12, 2-101, 3-198, 4-211, 5-230.				
Did Not Bat: M L Hayden, S K Warne, B Lee, G D McGrath.				
Bowling: D Gough 10-2-44-2, A D Mullally 10-1-50-1, M A Ealham 8.3-0-57-0, D G Cork 10-0-39-1, R D B Croft 7-0-46-0, B C Hollioake 4-0-28-0.				
Umpires: J H Hampshire and R Julian.				

NatWest Man of the Match

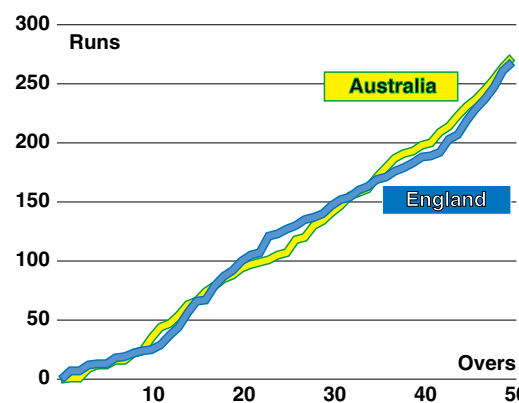
Australian ace Ricky Ponting bagged his second Man of the Match Award of The NatWest Series with a masterful display of strokes in his sensational 102. Ponting, who blasted 70 from 68 balls as the Aussies romped to a seven-wicket victory against Pakistan at Cardiff, again ripped into the bowling attack as his side chased England's total of 268 for four. Mark Waugh and Ponting provided the foundations for the tourists' dramatic late triumph, adding 89 from 100 balls. Ponting then found another willing ally in Damien Martyn - and the pair took Australia to the brink of victory.



Ricky Ponting

Runs	102
Wickets	0
Catches	0

Run Graph



Runs scored at the end of 5 over periods

Bowling Speeds

England

Name	Max (mph)	Min (mph)	Ave (mph)
D.G.Cork	60.7	83.6	77.5
R.D.B.Croft	49.4	79.2	57.4
M.A.Ealham	66.6	80.2	76.2
D.Gough	73.7	90.9	86.3
B.C.Hollioake	64.3	78.2	73.1
A.D.Mullally	67.8	80.1	76.8


Fastest ball by: Gough 90.9 mph
Highest average: Gough, 86.3 mph
Highest Recorded Dismissal Speed:
 Gough: Speed - 88.2
 (Wicket of Gilchrist, caught Shah)


Australia

Name	Max (mph)	Min (mph)	Ave (mph)
I.J.Harvey	59.8	81.6	78.0
B.Lee	61.4	93.6	86.3
G.D.McGrath	53.6	82.9	79.8
A.Symonds	47.8	59.9	54.1
S.K.Warne	47.9	59.2	51.7
M.E.Waugh	49.9	62.2	57.1

Fastest ball by: Lee 93.6 mph
Highest average: Lee 86.3 mph
Highest Recorded Dismissal Speed:
 Lee: Speed - 85.0
 (Wicket of Knight, caught, Warne)

Best Innings Ricky Ponting 102 off 116 balls in 155 minutes





ENGLAND v PAKISTAN



12th June at Lord's

Match Preview	Recent Meetings	England Squad	Pakistan Squad
<p>SKIPPER Alec Stewart already knows England face a daunting task to reach The NatWest Series final - but he is backing his side to continue their steep learning curve against Pakistan at Lord's.</p> <p>The hosts are bidding to end a dismal run of seven successive one-day international defeats, and Stewart admits it will not be easy against Waqar Younis' team, who romped to a 108-run victory against England on Thursday.</p> <p>Stewart said: "It's going to be very hard to get to the final now, but we knew that before a ball was bowled.</p> <p>"The long term aim is to compete well in the World Cup in 2003 - and this is the start of it. "The preparations are starting here, and that's why we have picked such an inexperienced side to play in this tournament.</p> <p>"We're on a learning curve and since 1992, when we lost in the final, we haven't competed in the two World Cups since then.</p> <p>"If we can compete with sides like Australia and Pakistan with our inexperience then, hopefully, I think we will learn quickly, to stand us in good stead for the next World Cup." England are hampered by a string of injuries for the clash at the home of cricket. Michael Vaughan is troubled by a finger problem, sustained against Pakistan in the opening match and will have a precautionary X-ray to check his fitness.</p> <p>Graham Thorpe's calf is causing him difficulty, while Andrew Caddick is struggling with a back problem. Both will report to Lord's to assess whether they are ready for selection. With Nasser Hussain still out after breaking his finger in the first Test and Craig White only on county duty due to his bad back, England have little option but to continue with the policy of encouraging youth.</p> <p>Pakistan will assess the fitness of paceman Shoaib Akhtar before naming their team after he was forced to leave the field at Cardiff as he was feeling unwell.</p>	<p>27th Oct 2000 Lahore: Pakistan beat England by 8 wickets England 211 for 9 (50 overs) (M.E.Trescothick 65, N.Hussain 54, Shahid Afridi 5-40); Pakistan 214 for 2 (44.2 overs) (Shahid Afridi 61, Salim Elahi 58*)</p> <p>30th Oct 2000 Rawalpindi: Pakistan beat England by 6 wickets England 158 (42.5 overs) (Saqlain Mushtaq 5-20); Pakistan 161 for 4 (43.3 overs) (Inzamam-ul-Haq 60*)</p> <p>7th Jun 2001 Edgbaston: England lost to Pakistan by 108 runs Pakistan 273 for 6 (50 overs) (Inzamam-ul-Haq 79, Saeed Anwar 77); England 165 (47.2 overs) (N.V.Knight 59*, Shahid Afridi 3-15)</p>	<p>1 Nick Knight</p> <p>2 Andy Caddick</p> <p>4 Alec Stewart (c) (wk)</p> <p>5 Mark Ealham</p> <p>6 Alistair Brown</p> <p>7 Dominic Cork</p> <p>8 Darren Gough</p> <p>9 Graham Thorpe</p> <p>10 Robert Croft</p> <p>13 Alan Mullally</p> <p>21 Ben Hollioake</p> <p>23 Marcus Trescothick</p> <p>50 Paul Collingwood</p> <p>99 Michael Vaughan</p> <p>— Owais Shah</p>	<p>1 Saeed Anwar</p> <p>3 Wasim Akram</p> <p>4 Younis Khan</p> <p>6 Rashid Latif (wk)</p> <p>8 Inzamam-ul-Haq</p> <p>9 Saqlain Mushtaq</p> <p>10 Shahid Afridi</p> <p>11 Azhar Mahmood</p> <p>12 Abdur Razzaq</p> <p>13 Yousuf Youhana</p> <p>14 Shoaib Akhtar</p> <p>15 Fazir Iqbal</p> <p>17 Imran Nazir</p> <p>18 Shoaib Malik</p> <p>99 Waqar Younis (c)</p> <p>— Saleem Elahi</p>

England v Pakistan Stats Archive

England Batting Averages (v Pakistan)

Name	M	I	NO	Runs	HS	Avge
N.V.Knight	7	7	2	368	125*	73.60
G.P.Thorpe	9	9	2	302	64*	43.14
M.E.Trescothick	4	4	0	140	65	35.00
A.J.Stewart	19	18	0	499	103	27.72
A.D.Brown	2	2	0	49	41	24.50
M.A.Ealham	7	6	0	83	36	13.83
D.G.Cork	3	2	0	18	18	9.00
R.D.B.Croft	5	4	0	25	15	6.25
B.C.Hollioake	1	1	0	6	6	6.00
D.Gough	10	8	1	35	14	5.00
M.P.Vaughan	1	1	0	5	5	5.00
A.D.Mullally	5	3	1	7	3	3.50
P.D.Collingwood	1	1	0	2	2	2.00
A.R.Caddick	3	2	2	7	6*	-

Pakistan Batting Averages (v England)

Name	M	I	NO	Runs	HS	Avge
Abdur Razzaq	4	3	2	101	75*	101.00
Rashid Latif	4	2	1	60	31*	60.00
Saleem Elahi	3	3	1	109	58*	54.50
Saeed Anwar	9	9	0	435	77	48.33
Inzamam-ul-Haq	16	15	3	530	79	44.16
Yousuf Youhana	5	4	1	117	39*	39.00
Shahid Afridi	6	6	0	139	61	23.16
Imran Nazir	2	2	0	30	30	15.00
Wasim Akram	31	24	4	215	34	10.75
Younis Khan	1	1	0	9	9	9.00
Waqar Younis	11	5	2	22	13	7.33
Saqlain Mushtaq	10	5	0	24	12	4.80
Shoaib Akhtar	2	1	0	0	0	0.00

England Bowling Averages (v Pakistan)

Name	O	M	R	W	Avge	Best	Econ
R.D.B.Croft	44	2	186	7	26.57	2-36	4.22
D.G.Cork	31	1	140	5	28.00	2-44	4.51
M.A.Ealham	59	1	237	8	29.62	4-30	4.01
D.Gough	94	5	465	12	38.75	3-39	4.94
A.R.Caddick	29	3	136	3	45.33	2-46	4.68
A.D.Mullally	45	4	235	3	78.33	1-30	5.22
M.P.Vaughan	2	0	17	0	-	-	8.50
M.E.Trescothick	3	0	18	0	-	-	6.00
P.D.Collingwood	2	0	18	0	-	-	9.00
B.C.Hollioake	6	0	53	0	-	-	8.83

Pakistan Bowling Averages (v England)

Name	O	M	R	W	Avge	Best	Econ
Shoaib Akhtar	20	3	79	7	11.28	4-37	3.95
Shahid Afridi	44.1	4	175	12	14.58	5-40	3.96
Saqlain Mushtaq	94.2	2	366	20	18.30	5-20	3.87
Waqar Younis	96.2	4	510	19	26.84	4-73	5.29
Abdur Razzaq	37	1	173	5	34.60	2-40	4.67
Wasim Akram	265	17	1097	31	35.38	3-25	4.13

Pitch Report

Results so far suggest only one of these sides will be returning to Lord's for The NatWest Series Final on June 23.

If it is to be England they really need to make the most of home advantage today. Their score of 334 for 4 against India remains the highest one-day international total at Lord's - but it came in 1975. Pakistan's 132 against the Aussies in the World Cup Final two years ago is the lowest.

The track, with its famous slope, generally favours seamers but the best bowling was from a spinner, Muttiah Muralitharan, who took five for 34 for Sri Lanka against England in 1998.

Weather Outlook

A rather cloudy but dry day with enough breaks in the cloud to allow a few spells of sunshine. Winds will be light, variable in direction. Comfortable temperatures but not especially warm for mid June. Highs around 18/19C (64/66F).



England against Pakistan

Best Individual Score	G.A.Gooch 142 (Karachi, 1987/88)
Best Innings Bowling	R.G.D.Willis 4/15 (Old Trafford, 1978)
Leading run-scorer	A.J.Lamb 830 (22 matches)
Leading wicket-taker	I.T.Botham 27 (23 matches)
Most hundreds	N.V.Knight 2 (7 matches)
Most fifties (including hundreds)	R.A.Smith 5 (9 matches)
Highest Team Total	363 for 7 (Trent Bridge, 1992)
Lowest Innings Total	122 (Lahore, 1977/78)

Pakistan against England

Best Individual Score	Ijaz Ahmed 137 (Sharjah, 1998/99)
Best Innings Bowling	Saqlain Mushtaq 5/20 (Rawalpindi, 2000/1)
Leading run-scorer	Javed Miandad 991 (27 matches)
Leading wicket-taker	Wasim Akram 31 (31 matches)
Most hundreds	Majid Khan 1 (5 matches)
Most fifties (including hundreds)	Javed Miandad 10 (27 matches)
Highest Team Total	323 for 5 (Sharjah, 1998/99)
Lowest Innings Total	74 (Adelaide, 1991/92)

The NatWest Series 2001

.....about this years tournament



How It Works

○ All matches will consist of one innings per side and each innings will be limited to 50 overs. A minimum of 25 overs per team shall constitute a match.

○ Matches shall be of one day's scheduled duration with the exception of the final, for which a reserve day has been allocated in case of weather interruption.

○ In matches without a reserve day there is provision for up to 60 minutes of extra official playing time in day matches and up to 30 minutes in floodlit matches to make up for time lost.

○ Play is scheduled to start at 10.45am with an interval of 45 minutes at 2.15pm and close of play at 6.30pm.

○ At floodlit matches play is scheduled to start at 2.30pm with an interval of 45 minutes at 6pm and close of play at 10.15pm.

○ Two drinks intervals, each one hour and 10 minutes apart, are permitted for each innings.

○ Where play is delayed or interrupted the umpires will reduce the length of the interval between innings. If up to 60 minutes are lost the interval will be reduced to 30 minutes. If between 60 and 120 minutes are lost the interval will be reduced to 20 minutes. If more than 120 minutes are lost the interval will be reduced to 10 minutes.

○ In games without a reserve day there is provision for up to 60 minutes of extra playing time for day matches and 30 minutes for floodlit matches.

○ If the innings of the team batting first is completed prior to the scheduled time for the interval, the interval shall take place immediately and the innings of the team batting second will commence correspondingly earlier.

○ For the first 15 overs only two fieldsmen are permitted to be outside the field restriction marking at the instant of delivery. This restriction will be lifted earlier in circumstances where the number of overs is reduced.

○ No bowler shall bowl more than 10 overs in an innings. In a delayed or interrupted match where the overs are reduced no bowler may bowl more than one-fifth of the total overs allowed.

○ A no ball will be called for short-pitched bowling. The penalty will be one run plus any runs scored.

○ Umpires have been instructed to apply a very strict and consistent interpretation in calling wides. The penalty will be one run plus any runs scored.

○ In line with the ICC Code of Conduct, fines may be imposed for slow over rates.

○ Teams will play each other three times in the group stage and score two points for a win and one point for a tie or no result.

○ If the scores in a match are level the result shall be a tie and no account shall be taken of the number of wickets that have fallen.

○ The top two teams in the group will contest the final. In the event of teams finishing on equal points the right to play in the final will be decided according to:

The most wins in the group matches;

The team that won the most matches between the tied sides;

The team with the higher run rate;

The team that has taken the higher number of wickets per balls;

In the event that teams are still level they will draw lots.

Umpires List

Barry Dudleston Born: 16/07/1945. Ex-Leicestershire and Gloucestershire. Right hand opening bat, slow left arm bowler, occasional wicketkeeper **International umpiring record**; First Test: England v West Indies at Edgbaston in 1991. Total Tests: 2. First one-day international: England v Pakistan at Trent Bridge in 1992. Total one-day internationals: 4.

John Hampshire Born: 10/02/1941. Ex-England, Yorkshire and Derbyshire. Right hand bat, leg spin bowler **International umpiring record** First Test: England v Australia at Old Trafford in 1989. Total Tests: 16. First one-day international: England v Australia at Trent Bridge in 1989. Total one-day internationals: 20.

Ray Julian Born: 23/08/1936. Ex-Leicestershire. Right hand bat, wicketkeeper. **International umpiring record** First one-day international: England v India at The Oval in 1996. Total one-day internationals: 6

Neil Mallender Born: 13/08/1961. Ex-England, Northamptonshire and Somerset. Right hand bat, right arm medium-fast bowler.

Alan Whitehead Born: 28/10/1940. Ex-Somerset. Left hand bat, slow left arm bowler. **International umpiring record** First Test: England v India at The Oval in 1982. Total Tests: 5. First one-day international: Canada v Pakistan, Headingley, 1979. Total one-day internationals: 14.

David Constant Born: 09/11/1941. Ex-Kent, Leicestershire. Left hand bat, slow left arm bowler. **International umpiring record** First Test: England v Pakistan at Lord's in 1971. Total Tests: 36. First one-day international: England v Australia at Edgbaston in 1972. Total one-day internationals: 32.

Peter Willey Born: 06/12/1949. Ex-England, Leicestershire and Northamptonshire. Right hand bat, off-break bowler. **International umpiring record** First Test: West Indies v New Zealand at Bridgetown, Barbados in 1996. Total Tests: 23. First one-day international: England v India at The Oval in 1996. Total one-day internationals: 22.

David Shepherd Born: 27/12/1940. Ex-Gloucestershire. Right hand bat, right arm medium bowler. **International umpiring record** First Test: England v Australia at Old Trafford in 1985. Total Tests: 56. First one-day international: Pakistan v Sri Lanka at Swansea in 1983. Total one-day internationals: 96.

Merv Kitchen Born: 01/08/1940. Ex-Somerset. Left-hand bat, right arm medium bowler. **International umpiring record** First Test: England v New Zealand at Lord's in 1990. Total Tests: 20. First one-day international: Australia v Zimbabwe at Trent Bridge in 1983. Total one-day internationals: 27.

Ken Palmer Born: 22/04/1937. Ex-England and Somerset. Right hand bat, right arm fast-medium bowler. **International umpiring record** First Test: England v Pakistan at Edgbaston in 1978. Total Tests 22. First one-day international: England v Australia at The Oval in 1977. Total one-day internationals: 22.

John Holder Born: 19/03/1945. Ex-Hampshire. Right hand bat, right arm fast-medium bowler. **International umpiring record** First Test: England v Sri Lanka at Lord's in 1988. Total Tests: 10. First one-day international: England v Sri Lanka at The Oval in 1988. Total one-day internationals: 17.

Jeremy Lloyds Born: 17/11/1954. Ex-Somerset and Gloucestershire. Left hand bat, off break bowler. **International umpiring record** First one-day international: West Indies v Zimbabwe at Bristol in 2000. Total one-day internationals: 1.

Allan Jones Born: 09/12/1947. Ex-Sussex, Somerset, Middlesex and Glamorgan. Right hand bat, right arm fast bowler. **International umpiring record**; First one-day international: England v India at Old Trafford, 1996. Total one-day internationals: 1.

George Sharp Born: 12/03/1950. Ex-Northamptonshire. Right hand bat, left arm medium bowler. **International umpiring record** First Test: England v India at Trent Bridge in 1996. Total Tests 13. First one-day international: India v Sri Lanka at Singapore in 1995/96. Total one-day internationals: 24.

Match Referee

Brian Hastings Born: 23/03/1940. Ex-New Zealand. Right hand bat, leg break. **International refereeing record** First Test: Pakistan v Sri Lanka at Rawalpindi in 1999/2000. Total Tests: 8. First one-day international: Pakistan v Sri Lanka at Karachi in 1999/2000. Total one-day internationals: 9.

Fixtures & Results

Date	Fixture	Venue
Thu 7	Pak beat Eng by 108 runs	*Edgbaston
Sat 9	Aus beat Pak by 7 wickets	Cardiff
Sun 10	Aus beat Eng by 5 wickets	Bristol
Tue 12	England v Pakistan	Lord's
Thu 14	England v Australia	*Old Trafford
Sat 16	Pakistan v Australia	Chester-le-Street
Sun 17	England v Pakistan	Headingley
Tue 19	Pakistan v Australia	*Trent Bridge
Thu 21	England v Australia	The Oval
Sat 23	FINAL	Lord's

*Day/Night match

The Duckworth Lewis System

If matches are rain-affected the Duckworth Lewis system is used to reset targets. The system is based on what percentage of its resources (overs and wickets) a team have left. With 50 overs left and 10 wickets remaining, a team has 100 per cent of its resources left. The table shows the percentage of resources at other stages in the innings.

The procedure for working out targets is as follows:

1) For each innings: Use the table to calculate the resource percentage lost by the interruption and therefore calculate the resource percentage still available.

2) If team 2 have less resources available than team 1, calculate the ratio of the resources available to both teams. Team 2's revised target is obtained by scaling down team 1's score by this ratio.

3) If team 2 have more resources available than team 1, calculate the amount by which team 2's resources exceeds team 1's.

Work this out as a percentage of 225 (the average 50-over score in ECB matches and one-day internationals). This gives the extra runs to add to team score to give team 2's target.

OVERS LEFT	WICKETS LOST				
	0	2	5	7	9
50	100	83.8	49.5	26.5	7.6
40	90.3	77.6	48.3	26.4	7.6
30	77.1	68.2	45.7	26.2	7.6
25	68.5	61.8	43.4	25.9	7.6
20	58.9	54.0	40.0	25.2	7.6
10	34.1	32.5	27.5	20.6	7.5

The NatWest Series 2001

.....last years tournament & ODI records



The NatWest Series Results 2000



Match 1 6th Jul 2000
Bristol: **West Indies lost to Zimbabwe by 6 wickets.** West Indies 232 for 7 (50 overs) (B.C.Lara 60, W.W.Hinds 51); Zimbabwe 233 for 4 (45 overs) (N.C.Johnson 95*). **Man of the Match:** N C Johnson

Match 2 8th Jul 2000
The Oval: **England lost to Zimbabwe by 5 wickets.** England 207 (50 overs) (M.E.Trescothick 79, G.A.Hick 50, G.W.Flower 3-9, P.A.Strang 3-36); Zimbabwe 210 for 5 (48.2 overs) (A.D.R.Campbell 80, A.Flower 61). **Man of the Match:** A D R Campbell

Match 3 9th July 2000
Lord's: **England v West Indies. No result** (1 pt each). England 158 for 8 (43.5 overs) (F.A.Rose 3-42); West Indies. **Man of the Match:** Not Awarded

Match 4 11th Jul 2000
Canterbury: **West Indies lost to Zimbabwe by 70 runs.** Zimbabwe 256 for 4 (50 overs) (G.J.Whittall 83, A.D.R.Campbell 77*, N.C.Johnson 51); West Indies 186 for 8 (50 overs) (N.A.M.McLean 50*). **Man of the Match:** G J Whittall

Match 5 13th Jul 2000
Old Trafford: **England beat Zimbabwe by 8 wickets.** Zimbabwe 114 (38.4 overs); England 115 for 2 (20.3 overs). **Man of the Match:** A Flintoff

Match 6 15th July 2000
Riverside: **England beat West Indies by 10 wickets.** West Indies 169 for 8 (50 overs) (B.C.Lara 54, A.D.Mullally 3-27); England 171 for 0 (35.2 overs) (M.E.Trescothick 87*, A.J.Stewart 74*). **Man of the Match:** M E Trescothick

Match 7 16th July 2000
Riverside: **Zimbabwe beat West Indies by 6 wickets.** West Indies 287-5 (50 overs) (S L Campbell 105, B C Lara 87). Zimbabwe 290-4 (49.1 overs) (M W Goodwin 112 no, G W Flower 96 no). **Man of the Match:** M W Goodwin

Match 8 18th July 2000
Edgbaston: **England beat Zimbabwe by 52 runs.** England 262 for 8 (50 overs) (A.J.Stewart 101, H.H.Streak 3-59); Zimbabwe 210 for 9 (50 overs) (A.D.R.Campbell 60, N.C.Johnson 52, C.White 3-34). **Man of the Match:** A J Stewart

Match 9 20th July 2000
Trent Bridge: **West Indies beat England by 3 runs.** West Indies 195-9 (50 overs); England 192 all out (A.J.Stewart 100no). **Man of the Match:** C H Gayle

FINAL 22nd July 2000
Lord's: **England beat Zimbabwe by 6 wickets** Zimbabwe 169 for 7 (50 overs) (G.W.Flower 53*, D.Gough 3-20); England 170 for 4 (45.2 overs) (A.J.Stewart 97, H.H.Streak 3-30). **Man of the Match:** A J Stewart

Overall One Day International Records

Best Individual Scores

Player	Score	Teams	Venue	Year
Saeed Anwar	194	Pakistan v India	Chennai	1996/97
I.V.A.Richards	189*	West Indies v England	Old Trafford	1984
S.T.Jayasuriya	189	Sri Lanka v India	Sharjah	2000/1
G.Kirsten	188*	South Africa v UAE	Rawalpindi	1995/96
S.R.Tendulkar	186*	India v New Zealand	Hyderabad	1999/00
S.C.Ganguly	183	India v Sri Lanka	Taunton	1999
I.V.A.Richards	181	West Indies v Sri Lanka	Karachi	1987/88
Kapil Dev	175*	India v Zimbabwe	Tunbridge Wells	1983
M.E.Waugh	173	Australia v West Indies	Melbourne	2000/01
G.M.Turner	171*	New Zealand v East Africa	Edgbaston	1975

Best Innings Bowling

Player	Figs	Teams	Venue	Year
M.Muralitharan	7/30	Sri Lanka v India	Sharjah	2000/1
Aaqib Javed	7/37	Pakistan v India	Sharjah	1991/92
W.W.Davis	7/51	West Indies v Australia	Headingley	1983
A.Kumble	6/12	India v West Indies	Calcutta	1993/94
G.J.Gilmour	6/14	Australia v England	Headingley	1975
Imran Khan	6/14	Pakistan v India	Sharjah	1984/85
C.E.H.Croft	6/15	West Indies v England	Arnos Vale	1980/81
Azhar	6/18	Pakistan v West Indies	Sharjah	1999/00
H.K.Olonga	6/19	Zimbabwe v England	Cape Town	1999/00
B.C.Strang	6/20	Zimbabwe v Bangladesh	Nairobi	1997/98

Highest Team Totals

Total	Teams	Venue	Year
398 for 5	Sri Lanka v Kenya	Kandy	1995/96
376 for 2	India v New Zealand	Hyderabad	1999/00
373 for 6	India v Sri Lanka	Taunton	1999
371 for 9	Pakistan v Sri Lanka	Nairobi	1996/97
363 for 7	England v Pakistan	Trent Bridge	1992
360 for 4	West Indies v Sri Lanka	Karachi	1987/88
349 for 6	Australia v New Zealand	Christchurch	1999/00
349 for 9	Sri Lanka v Pakistan	Singapore	1995/96
349 for 9	New Zealand v India	Rajkot	1999/00
348 for 8	New Zealand v India	Nagpur	1995/96

Lowest Team Totals

Total	Teams	Venue	Year
43	Pakistan v West Indies	Cape Town	1992/93
45	Canada v England	Old Trafford	1979
54	India v Sri Lanka	Sharjah	2000/1
55	Sri Lanka v West Indies	Sharjah	1986/87
63	India v Australia	Sydney	1980/81
64	New Zealand v Pakistan	Sharjah	1985/86
68	Scotland v West Indies	Leicester	1999
69	South Africa v Australia	Sydney	1993/94
70	Australia v England	Edgbaston	1977
70	Australia v New Zealand	Adelaide	1985/86

Most Games Played

Player	Matches
M.Azharuddin (India)	334
Wasim Akram (Pakistan)	317
S.R.Waugh (Australia)	313
Salim Malik (Pakistan)	283
P.A.de Silva (Sri Lanka)	275
A.R.Border (Australia)	273
A.Ranatunga (Sri Lanka)	269
S.R.Tendulkar (India)	268
Ijaz Ahmed (Pakistan)	250
Inzamam-ul-Haq (Pakistan)	245
D.L.Haynes (West Indies)	238
S.T.Jayasuriya (Sri Lanka)	235
M.E.Waugh (Australia)	234
Javed Miandad (Pakistan)	233
Kapil Dev (India)	225
R.B.Richardson (West Indies)	224

Leading 5 Wicket Hauls

Player	5 Wkts	Mtchs
Waqar Younis (Pakistan)	10	209
L.Klusener (South Africa)	6	113
Saqlain Mushtaq (Pakistan)	6	139
R.J.Hadlee (New Zealand)	5	115
M.Muralitharan (Sri Lanka)	5	165

Most Ducks

Player	Ducks	Mtchs
Wasim Akram (Pakistan)	25	317
R.S.Kaluwitharana (Sri Lanka)	20	160
Salim Malik (Pakistan)	19	283
A.Ranatunga (Sri Lanka)	18	269
S.T.Jayasuriya (Sri Lanka)	17	235
C.J.McDermott (Australia)	15	138
A.C.Parore (New Zealand)	15	163

Leading Runscorers

Player	Runs	Mtchs
S.R.Tendulkar (India)	10179	268
M.Azharuddin (India)	9377	334
D.L.Haynes (West Indies)	8648	238
P.A.de Silva (Sri Lanka)	8430	275
M.E.Waugh (Australia)	8338	234
Saeed Anwar (Pakistan)	8198	225
Inzamam-ul-Haq (Pakistan)	8005	244
A.Ranatunga (Sri Lanka)	7454	269
Javed Miandad (Pakistan)	7381	233
S.R.Waugh (Australia)	7259	313

Leading Wicket-takers

Player	Wkts	Mtchs
Wasim Akram (Pakistan)	440	317
Waqar Younis (Pakistan)	332	210
A.Kumble (India)	274	208
J.Srinath (India)	261	192
S.K.Warne (Australia)	256	164
Kapil Dev (India)	253	225
Saqlain Mushtaq (Pakistan)	253	140
M.Muralitharan (Sri Lanka)	236	165
C.A.Walsh (West Indies)	227	205
A.A.Donald (South Africa)	226	136

Leading Dismissals

Player	Dismissals	Mtchs
Moin Khan (Pakistan)	257	182
I.A.Healy (Australia)	234	168
P.J.L.Dujon (West Indies)	202	166
R.S.Kaluwitharana (Sri Lanka)	175	155
A.C.Gilchrist (Australia)	175	110
D.J.Richardson (South Africa)	165	122
N.R.Mongia (India)	154	140
A.Flower (Zimbabwe)	151	165
M.V.Boucher (South Africa)	136	91
A.J.Stewart (England)	131	109

Leading Stumpings

Player	Stumpings	Mtchs
Moin Khan (Pakistan)	66	182
R.S.Kaluwitharana (Sri Lanka)	64	155
N.R.Mongia (India)	44	140
I.A.Healy (Australia)	39	168
A.Flower (Zimbabwe)	30	165
Rashid Latif (Pakistan)	28	102
K.S.More (India)	27	94
A.C.Gilchrist (Australia)	27	110
A.C.Parore (New Zealand)	24	134
Salim Yousuf (Pakistan)	22	85

Leading Catches (ex Wkt-Keepers)

Player	Catches	Mtchs
M.Azharuddin (India)	156	334
A.R.Border (Australia)	127	273
R.S.Mahanama (Sri Lanka)	109	213
S.R.Waugh (Australia)	109	313
M.E.Waugh (Australia)	105	234

Most Centuries

Player	Centuries	Mtchs
S.R.Tendulkar (India)	28	268
Saeed Anwar (Pakistan)	19	224
M.E.Waugh (Australia)	18	234
D.L.Haynes (West Indies)	17	238
S.C.Ganguly (India)	16	164
B.C.Lara (West Indies)	14	190
C.G.Greenidge (West Indies)	11	128
I.V.A.Richards (West Indies)	11	187