

The NatWest Trophy 2000



NEWSWIRE



Review

Frustration mounts at the final Final

So "The Final Final" was heading for one of the closest finishes in years until the rain fell and the frustration mounted.

But when the elements permitted, Gloucestershire and Warwickshire showed what this premier one-day competition is all about.

Warwickshire, five time winners and another five runners-up, had the pedigree and the star performers. Gloucestershire's gains have been altogether more modest, with just two wins.

But the second of those was only a year ago, and other successes at HQ have established them as the one-day

team that everyone has to beat.

In a unique turn of events Worcestershire did just that in this season's third round. But victory on the field was not enough. A well-publicised infringement of the laws led to a replay and a Gloucestershire victory.

The Glosters improved match by match, and events in the Final underlined the view that their name was on the final NatWest Trophy.

Gloucestershire won't complain. Warwickshire may wish they had bowled man of the match Allan Donald from the outset of a truncated second innings.

Defeat for Warwickshire denied them

the chance of matching Lancashire's record of 79 wins in all matches since this tournament started back in 1963. They also lie second in the list of all-time champions, Lancashire having lifted the prize seven times. And Lancashire have claimed 71 man of the match awards, compared with Warwickshire's 69.

Gloucestershire's triumph gives them 48 wins from 85 matches. Apart from Lancashire and the latest opponents only Middlesex and Sussex have won the competition more, with four successes each. Only three first-class counties have so far failed to win the competition, and only Durham have yet to appear in the Final.

Lancashire were the last side to win two successive Finals, and victory in 1972 made it three in a row. Before that you have to go back to Sussex, who won the first two Finals in 1963 and 1964.

This final NatWest Trophy Newswire contains a summary of stats dating back to the start of NatWest's sponsorship in 1981 and beyond.

It features details of all the top batsmen and bowlers plus a breakdown of the best and the worst from each of the first class counties.

NatWest's focus now switches to the NatWest Series. England won the inaugural tournament this summer against Zimbabwe and the West Indies, and they will defend it next year against Australia and Pakistan.



Gloucestershire's players celebrate retaining the NatWest Trophy

Contents

- 2. How the NatWest Trophy was won - stats from the Final.
- 3. What they said - quotes and results from this season's competition
- 4-9. County records - the highs and lows since 1963
- 10-13. NatWest Trophy Record book

For cricket/media enquiries contact:

Jolyon Armstrong
Octagon Marketing
Glen House
Stag Place
London
SW1E 5AG

Tel: 0207 862 0000
Fax: 0207 862 0001

To receive your copy of the **NatWest Trophy Newswire** simply visit the **ECB website at ecb.co.uk**, click on the **NatWest** logo and follow the prompts. You will then be able to print any or all of the Newswire pages.

For scores from the **NatWest Series** and the **NatWest Trophy** use the live service provided in partnership with **sportinglife.com**. Just visit **NatWest's** website at **natwest.com** and click on the **NatWest Series** logo to activate the link.



Final Review


GLOUCESTERSHIRE V WARWICKSHIRE

27th August at Lord's
Gloucestershire beat Warwickshire by 22 runs (D/L method)

Umpires: J H Hampshire and R Julian.
 Gloucestershire won toss

WARWICKSHIRE					GLOUCESTERSHIRE						
	Runs	6s	4s	BIs	Min		Runs	6s	4s	BIs	Min
N V Knight c Russell b Smith	1	0	0	7	7	T H C Hancock b Donald	18	0	4	29	36
A Singh b Smith	10	0	2	27	39	K J Barnett b Donald	45	0	5	75	93
A F Giles c Barnett b Hancock	60	0	5	104	130	I J Harvey c Powell b Brown	47	0	5	60	85
D P Ostler c Harvey b Averis	19	0	2	28	46	†R C Russell not out	6	0	0	14	28
T L Penney c Alleyne b Smith	20	0	2	50	64	Extras (lb5 w1).....	6				
M J Powell b Harvey.....	21	0	1	34	43	Total (for 3, 29.4 overs).....	122				
D R Brown c Barnett b Hancock	4	0	0	9	11	Fall: 1-40, 2-93, 3-122.					
*N M K Smith not out	28	0	3	29	35	Did Not Bat: M G N Windows, *M W Alleyne, C G Taylor, J N Snape, M C J Ball, J M M Averis, A M Smith.					
†K J Piper not out	8	0	0	12	15	Bowling: D R Brown 5.4-0-38-1, E S H Giddins 7-0-20-0, A A Donald 6-2-7-2, N M K Smith 4-0-23-0, A F Giles 7-0-29-0.					
Extras (lb12 w22)	34										
Total (for 7, 50 overs)	205										
Fall: 1-9, 2-32, 3-81, 4-129, 5-134, 6-147, 7-170.											
Did Not Bat: A A Donald, E S H Giddins.											
Bowling: I J Harvey 10-0-47-1, A M Smith 10-3-18-3, J M M Averis 10-1-50-1, M W Alleyne 6-0-28-0, T H C Hancock 10-1-34-2, M C J Ball 4-0-16-0.											

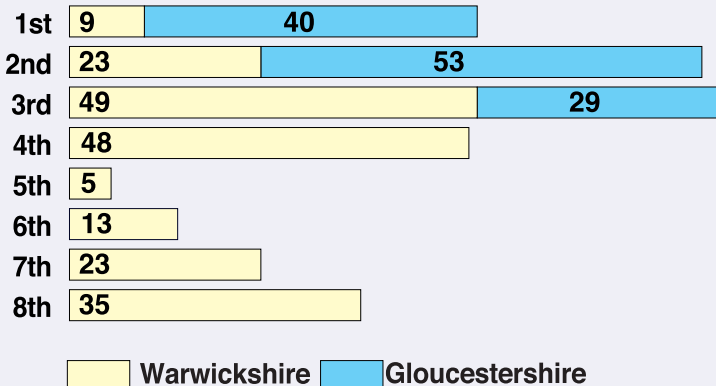
Runs per 10 overs



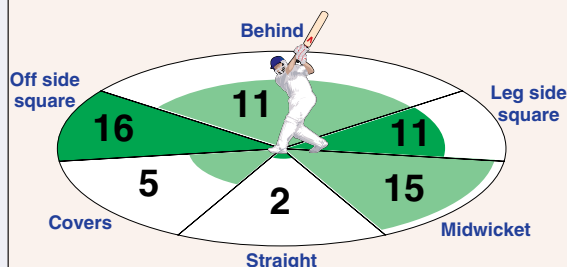
First 15 Overs Scoring Breakdown

	1	2	3	4	5	6	7	8	9	10	11	12	13	14	15
Warwickshire	8	9	13	18	19	21	23	28	32	32	33	36	37	39	46
Gloucestershire	12	13	17	18	22	23	32	40	40	42	44	50	51	52	54

Partnerships



Best Innings: **Ashley Giles 60**



Man Of The Match

Allan Donald (Warwickshire)
2 wickets
 6 overs 2 maidens 7 runs

NatWest Trophy Quotes

- "While you are still in the competition, you are in with a chance. When you are out you think of all the things that could have happened. We have played our 'free' card and now we have to be a little more honest in our performances than we were the first time we played Worcestershire." - Gloucestershire coach John Bracewell after winning the replayed third round tie.
- "They will feel aggrieved, but I can't do anything about that. Personally I'm not a sulker. I throw my tantrums immediately and then get on with life. They have to make that choice. To be honest, I don't think the players were particularly hyped-up and shook hands afterwards. I think it is more of an administrative thing, and someone maybe thinking: I might have stuffed up; I feel a bit guilty about it and I might get angry'. The players were really just the meat in the sandwich in this situation. They are just paid to play and got on with it." - Bracewell again.
- "We are bitterly disappointed. With all that has gone on around this game, there was a bit more spice. But we were ordered to replay it, which we did. We have lost and we will take it on the chin." - Bill Athey, coach of beaten Worcestershire.
- "I've never taken a catch like that before and the umpire Nigel Cowley came up to me and asked me to give him six numbers for this night's lottery." - Warwickshire's Ashley Giles after his catch dismissed Derbyshire dangerman Dominic Cork for six in the fourth round.
- "Warney's been worth every single penny we've paid for him and more. He's a fantastic team man and to have him on your side has been absolutely superb. I've played with some seriously great cricketers, but Warne's enthusiasm and encouragement, never mind what he can do with a ball in his hand, makes him second to none. I'd love to get through to the final without him now just for him and him alone just for what he has done for Hampshire this season." - Hampshire captain Robin Smith after the quarter final win over Middlesex.
- "We've just watched one of the most awesome innings we are every going to see on a cricket field. He has had his ups and downs, but today was very much the day for Andrew Flintoff." - Man of the match adjudicator David Gower after Flintoff hit 135 from 110 deliveries as Lancashire humbled Surrey.
- "It has to go down as one of the great innings in one-day domestic cricket. I remember watching Viv Richards' great innings at Old Trafford a few years ago and that was marginally better, but this is very close behind it." - Lancashire captain John Crawley at the same match.
- "That's probably as well as I've ever played for Lancashire because I've been wanting to go out there, bat through and knock off the runs like that. I had a shocking net this morning and I've had a few of those recently and I don't really know what clicked to make me play the way I did. I suppose hitting my first ball for four helped and confidence plays a big part." - Andrew Flintoff.
- "It's gone really well and we are chuffed. Lord's is a fantastic place to play, we've been there a few times before and it should be a great day for us." - Centurion Nick Knight after leading Warwickshire into the final.
- "We definitely missed Shane Warne on a wicket like that, and maybe batting towards the end. He's a good striker of the ball, that would have been handy. But we were beaten by the better side and we'll come back from here." - Robin Smith after Hampshire's semi-final exit.
- "Television pictures have proved that it was correct and I thought it was too wide even for me to hit. Alan (Whitehead) said that he didn't think I hit it and I didn't think I had, but I was really pleased for Alan because he's had a bit of a rough week and to have a decision like that to make first up wasn't the best. The Lancashire players went ballistic which they are entitled to do, but as cricketers you have to accept these decisions and I thought they bowled far too wide at us." - Kim Barnett, who survived the early scare to lead Gloucestershire back to Lord's.
- "The fact that they have been underdogs and they have come back all the time," - Channel 4 commentator Richie Benaud on what impressed him about Gloucestershire.
- "You have got characters in there like Kim Barnett, who played in the first NatWest ever and now he's played in the last one. And Derbyshire and Gloucestershire won them both," - Benaud again.
- "I am going to go for the man who maybe didn't quite have enough of a chance to tip the game back in Warwickshire's favour but in the context of this game an outstanding performance," - David Gower after selecting Allan Donald as man of the match in the Final.

NatWest Trophy Results

First round – May 2

- 1 Sussex Board beat Herefordshire by 6 runs.....Colwall
- 2 Northumberland beat Northamptonshire Board by 6 wickets.....Northampton
- 3 Cambridgeshire beat Hertfordshire by 4 wicketsWelwyn Garden City
- 4 Lincolnshire beat Cheshire on wickets lostChester
- 5 Shropshire beat Ireland by 5 wicketsClontarf
- 6 Kent Board beat Worcestershire Board by 50 runs.....Kidderminster
- 7 Staffordshire beat Somerset Board by 7 wicketsWalsall
- 8 Wiltshire beat Scotland by 7 wickets.....South Wilts
- 9 Wales beat Buckinghamshire by 11 runsPontarddulais
- 10 Gloucs Board beat Notts Board by 8 wicketsCheltenham
- 11 Durham Board beat Leicestershire Board by 3 wicketsGateshead Fell
- 12 Lancashire Board beat Suffolk by 4 wickets..... Mildenhall
- 13 Norfolk beat Cornwall by 4 wicketsTruro
- 14 Huntingdonshire beat Hampshire Board by 28 runs.....Cove

Teams receiving 1st round byes: Bedfordshire, Berkshire, Cumberland, Denmark, Derbyshire Board, Devon, Dorset, Essex Board, Holland, Middlesex Board, Oxfordshire, Surrey Board, Warwickshire Board, Yorkshire Board.

Second round – May 16

- 15 Berkshire beat Sussex Board by 5 wicketsHastings
- 16 Northumberland beat Bedfordshire by 7 wicketsJesmond
- 17 Cumberland beat Cambridgeshire by 9 wicketsMarch Town
- 18 Lincolnshire beat Holland by 95 runsGrantham
- 19 Shropshire beat Surrey Board by 6 wicketsShifnal
- 20 Kent Board beat Warwickshire Board by 45 runs.....Stratford-upon-Avon
- 21 Devon beat Staffordshire by 192 runsTorquay
- 22 Middlesex Board beat Wiltshire by 3 runsSouthgate
- 23 Wales beat Oxfordshire by 8 wicketsCardiff
- 24 Derbyshire Board beat Gloucs Board by 50 runsHeanor Town
- 25 Durham Board beat Denmark by 5 wicketsHartlepool
- 26 Essex Board beat Lancashire Board by 15 runs.....Chelmsford
- 27 Dorset beat Norfolk by 110 runsDean Park
- 28 Yorkshire Board beat Huntingdonshire by 5 wickets.....Godmanchester

Third round – June 21

- 29 Durham beat Berkshire by 43 runsFinchampstead
- 30 Leicestershire beat Northumberland by 226 runsJesmond
- 31 Kent beat Cumberland by 6 wicketsCarlisle
- 32 Lancashire beat Lincolnshire by 10 wicketsCleethorpes

- 33 Somerset beat Shropshire by 27 runsTelford
- 34 Hampshire beat Kent Board by 8 wickets.....Canterbury
- 35 Surrey beat Devon by 8 wicketsExmouth
- 36 Sussex beat Middlesex Board by 9 wickets.....Southgate
- 37 Essex beat Wales by 103 runs.....Swansea
- 38 Derbyshire beat Derbyshire Board by 223 runsDerby
- 39 Northamptonshire beat Durham Board by 8 wickets.....Chester-le-Street
- 40 Warwickshire beat Essex Board by 11 runs.....Billericay
- 41 Glamorgan beat Dorset by 139 runs.....Dean Park
- 42 Yorkshire beat Yorkshire Board by 130 runs.....Harrogate
- 43 Worcs replayed Gloucs due to ineligible player.....Worcester
- 44 Middlesex beat Nottinghamshire by 128 runsLord's

Third round replay – July 4

- 43 Gloucs beat Worcs by 5 runsWorcester

Fourth round – July 5

- 45 Hampshire beat Durham by 5 wicketsRiverside Ground
- 46 Northamptonshire beat Yorkshire by 69 runsNorthampton
- 47 Warwickshire beat Derbyshire by 40 runsEdgbaston
- 48 Lancashire beat Essex by 68 runsOld Trafford
- 49 Middlesex beat Somerset by 165 runsSouthgate
- 50 Glamorgan beat Kent by 5 wicketsCanterbury
- 51 Gloucestershire beat Leicestershire by 10 runsLeicester
- 52 Surrey beat Sussex by 7 wicketsThe Foster's Oval

Quarter-finals – July 25

- 53 Hampshire beat Middlesex by 7 wicketsLord's
- 54 Warwickshire beat Glamorgan by 81 runsEdgbaston

Quarter-finals – July 26

- 55 Gloucestershire beat Northamptonshire by 62 runsBristol
- 56 Lancashire beat Surrey by 8 wicketsThe Foster's Oval

First Semi-final – August 12

- 57 Warwickshire beat Hampshire 19 runsEdgbaston


Second Semi-final – August 13

- 58 Gloucestershire beat Lancashire by 98 runsBristol

Final – August 26

- 59 Gloucestershire beat Warwickshire by 22 runs (D/L Method)Lord's

Derbyshire



M.J.Di Venuto 173*
A.Hill 153
I.S.Anderson 134

M.A.Holding 8/21
D.E.Malcolm 7/35
O.H.Mortensen 6/14

365 for 3
356 for 2
327 for 8

Derbyshire have played in the competition 79 times, winning 42 and losing 37.

Best Performance 79
 Winners: 1981 86
 Runners up: 1969, 1998. 92

Best Individual Scores

Derbyshire v Derbyshire Board Derby 2000
 Derbyshire v Cornwall Derby 1986
 Derbyshire v Cornwall Derby 1986

Best Innings Bowling

Derbyshire v Sussex Hove 1988
 Derbyshire v Northamptonshire Derby 1997
 Derbyshire v Ireland Derby 1989

Highest Team Totals

Derbyshire v Cornwall Derby 1986
 Derbyshire v Derbyshire Board Derby 2000
 Derbyshire v Sussex Derby 1997

Lowest Team Totals

Derbyshire v Surrey The Oval 1967
 Derbyshire v Hampshire Derby 1974
 Derbyshire v Sussex Chesterfield 1973

Durham



S.Hutton 125
M.A.Roseberry 121
W.Larkins 113

S.P.Davis 7/32
B.R.Lander 5/15
S.J.E.Brown 5/22

326 for 4
320 for 5
305 for 6

Durham have played in the competition 44 times, winning 14 and losing 30.

Best Performance 82
 Quarter-finals: 1992. 93
 105

Best Individual Scores

Durham v Herefordshire Chester LS 1995
 Durham v Herefordshire Chester LS 1995
 Durham v Ireland Dublin 1992

Best Innings Bowling

Durham v Lancashire Chester LS 1983
 Durham v Yorkshire Harrogate 1973
 Durham v Cheshire Bowden 1994

Highest Team Totals

Durham v Herefordshire Chester LS 1995
 Durham v Wiltshire Trowbridge 1993
 Durham v Ireland Dublin 1992

Lowest Team Totals

Durham v Worcestershire Chester LS 1968
 Durham v Sussex Hove 1964
 Durham v Lancashire Chester LS 1983

Essex



G.A.Gooch 144
G.A.Gooch 133
R.C.Irani 124

J.K.Lever 5/8
G.A.Gooch 5/8
D.R.Pringle 5/12

386 for 5
361 for 7
361 for 8

Essex have played in the competition 84 times, winning 48 and losing 36.

Best Performance 57
 Winners: 1985, 1997. 100
 Runners up: 1996. 120

Best Individual Scores

Essex v Hampshire Chelmsford 1990
 Essex v Scotland Chelmsford 1984
 Essex v Durham Chelmsford 1996

Best Innings Bowling

Essex v Middlesex Westcliff 1972
 Essex v Durham Chester 1995
 Essex v Oxfordshire Chelmsford 1985

Highest Team Totals

Essex v Wiltshire Chelmsford 1988
 Essex v Durham Chelmsford 1996
 Essex v Cumberland Chelmsford 1992

Lowest Team Totals

Essex v Lancashire Lord's 1996
 Essex v Derbyshire Brentwood 1965
 Essex v Hertfordshire Hitchin 1976

Glamorgan



Glamorgan have played in the competition 82 times, winning 44 and losing 38.

Best Performance
Runners up: 1997.

I.V.A.Richards 162*
M.T.G.Elliott 156
H.Morris 154*

R.J.Shastri 5/13
J.G.Thomas 5/17
P.M.Walker 5/21

373 for 7
345 for 2
344 for 5

76
82
83

Best Individual Scores

Glamorgan v Oxfordshire	Swansea	1993
Glamorgan v Dorset	Dean Park	2000
Glamorgan v Staffordshire	Cardiff	1989

Best Innings Bowling

Glamorgan v Scotland	Edinburgh	1988
Glamorgan v Sussex	Cardiff	1985
Glamorgan v Cornwall	Truro	1970

Highest Team Totals

Glamorgan v Bedfordshire	Cardiff	1998
Glamorgan v Durham	Darlington	1991
Glamorgan v Lincolnshire	Swansea	1994

Lowest Team Totals

Glamorgan v Northamptonshire	Northampton	1968
Glamorgan v Essex	Ilford	1971
Glamorgan v Yorkshire	Leeds	1987

Gloucestershire



Gloucestershire have played in the competition 85 times, winning 48 and losing 37.

Best Performance
Winners: 1973, 1999, 2000

A.J.Wright 177
Zaheer Abbas 158
N.J.Trainor 143

C.A.Walsh 6/21
C.A.Walsh 6/21
D.J.P.Boden 6/26

351 for 2
327 for 7
325 for 4

82
85
86

Best Individual Scores

Gloucestershire v Scotland	Bristol	1997
Gloucestershire v Leicestershire	Leicester	1983
Gloucestershire v Scotland	Bristol	1997

Best Innings Bowling

Gloucestershire v Kent	Bristol	1990
Gloucestershire v Cheshire	Bristol	1992
Gloucestershire v Suffolk	Bristol	1995

Highest Team Totals

Gloucestershire v Scotland	Bristol	1997
Gloucestershire v Berkshire	Reading	1966
Gloucestershire v Lincolnshire	Gloucester	1990

Lowest Team Totals

Gloucestershire v Nottinghamshire	Bristol	1987
Gloucestershire v Essex	Bristol	1981
Gloucestershire v Sussex	Hove	1969

Hampshire



Hampshire have played in the competition 98 times, winning 61 and losing 37.

Best Performance
Winners: 1991.

C.G.Greenidge 177
V.P.Terry 165*
C.L.Smith 159

P.J.Sainsbury 7/30
T.E.Jesty 6/46
N.G.Cowley 5/24

371 for 4
339 for 4
328 for 6

98
99
102

Best Individual Scores

Hampshire v Glamorgan	Southampton	1975
Hampshire v Berkshire	Southampton	1985
Hampshire v Cheshire	Chester	1989

Best Innings Bowling

Hampshire v Norfolk	Southampton	1965
Hampshire v Gloucestershire	Bristol	1979
Hampshire v Norfolk	Norwich	1984

Highest Team Totals


Hampshire v Glamorgan	Southampton	1975
Hampshire v Berkshire	Southampton	1985
Hampshire v Worcestershire	Worcester	1996

Lowest Team Totals

Hampshire v Lancashire	Manchester	1975
Hampshire v Kent	Southampton	1984
Hampshire v Kent	Canterbury	1983

County Records

Kent



C.L.Hooper	136*
B.W.Luckhurst	129*
P.E.Richardson	127

D.L.Underwood	8/31
A.L.Dixon	7/15
E.A.E.Baptiste	5/20

384 for 3
359 for 4
349 for 8

Kent have played in the competition 87 times, winning 51 and losing 36.

Best Performance
Winners: 1967, 1974
Runner Up: 1971, 1983, 1984.

60
110
120

Best Individual Scores

Kent v Berkshire	Finchampstead	1994
Kent v Durham	Canterbury	1974
Kent v Sussex	Tunbridge W	1963

Best Innings Bowling

Kent v Scotland	Edinburgh	1987
Kent v Surrey	The Oval	1967
Kent v Hampshire	Canterbury	1983

Highest Team Totals

Kent v Berkshire	Finchampstead	1994
Kent v Dorset	Canterbury	1989
Kent v Staffordshire	Stone	1995

Lowest Team Totals

Kent v Somerset	Taunton	1979
Kent v Gloucestershire	Bristol	1968
Kent v Somerset	Canterbury	1978

Lancashire



A.Flintoff	135*
A.Kennedy	131
M.Watkinson	130

G.Chapple	6/18
P.A.J.DeFreitas	5/13
P.A.J.DeFreitas	5/26

381 for 3
372 for 5
351 for 7

Lancashire have played in the competition 110 times, winning 79 and losing 31.

Best Performance
Winners: 1970, 1971, 1972, 1975, 1990, 1996, 1998.
Runners Up: 1974, 1976, 1986.

59
103
105

Best Individual Scores

Lancashire v Surrey	The Oval	2000
Lancashire v Middlesex	Manchester	1978
Lancashire v Hertfordshire	Radlett	1999

Best Innings Bowling

Lancashire v Essex	Lord's	1996
Lancashire v Cumberland	Kendal	1989
Lancashire v Northants	Lord's	1990

Highest Team Totals

Lancashire v Hertfordshire	Radlett	1999
Lancashire v Gloucestershire	Manchester	1990
Lancashire v Berkshire	Manchester	1997

Lowest Team Totals

Lancashire v Worcestershire	Worcester	1963
Lancashire v Somerset	Taunton	1966
Lancashire v Middlesex	Lord's	1984

Leicestershire



V.J.Wells	201
D.I.Gower	156
J.J.Whitaker	155

K.Higgs	6/20
A.D.Mullally	5/18
J.F.Steele	5/19

406 for 5
354 for 7
341 for 6

Leicestershire have played in the competition 80 times, winning 41 and losing 39.

Best Performance
Runners Up: 1992.

56
129
131

Best Individual Scores

Leicestershire v Berkshire	Leicester	1996
Leicestershire v Derbyshire	Leicester	1984
Leicestershire v Wiltshire	Swindon	1984

Best Innings Bowling

Leicestershire v Staffordshire	Stoke-on-Trent	1975
Leicestershire v Warwickshire	Leicester	1998
Leicestershire v Essex	Southend	1977

Highest Team Totals

Leicestershire v Berkshire	Leicester	1996
Leicestershire v Wiltshire	Swindon	1984
Leicestershire v Hampshire	Leicester	1987

Lowest Team Totals

Leicestershire v Northants	Leicester	1964
Leicestershire v Surrey	Leicester	1993
Leicestershire v Sussex	Hove	1969

County Records

Middlesex



G.D.Barlow 158
D.L.Haynes 149*
P.N.Weekes 143*

W.W.Daniel 6/15
K.V.Jones 6/28
J.S.E.Price 6/34

Middlesex have played in the competition 102 times, winning 68 and losing 34.

Best Performance
 Winners: 1977, 1980, 1984, 1988.
 Runners Up: 1975, 1989.

304 for 3
304 for 8
296 for 4

41
80
112

Best Individual Scores

Middlesex v Lancashire	Lord's	1984
Middlesex v Lancashire	Manchester	1990
Middlesex v Cornwall	St Austell	1995

Best Innings Bowling

Middlesex v Sussex	Hove	1980
Middlesex v Lancashire	Lord's	1974
Middlesex v Surrey	The Oval	1971

Highest Team Totals

Middlesex v Surrey	The Oval	1995
Middlesex v Cornwall	St Austell	1995
Middlesex v Lancashire	Manchester	1990

Lowest Team Totals

Middlesex v Essex	Westcliff	1972
Middlesex v Surrey	The Oval	1982
Middlesex v Lancashire	Lord's	1974

Northamptonshire



R.J.Bailey 145
A.Fordham 132*
A.Fordham 132

N.A.Mallender 7/37
J.D.F.Larter 5/24
B.J.Griffiths 5/33

Northamptonshire have played in the competition 99 times, winning 61 and losing 36.

Best Performance
 Winners: 1976, 1992
 Runners Up: 1979, 1981, 1987, 1990, 1995.

360 for 2
352 for 8
325 for 7

62
67
97

Best Individual Scores

Northants v Staffordshire	Stone	1991
Northants v Leicestershire	Northampton	1991
Northants v Notts	Nottingham	1995

Best Innings Bowling

Northants v Worcestershire	Northampton	1984
Northants v Leicestershire	Leicester	1964
Northants v Yorkshire	Leeds	1983

Highest Team Totals

Northants v Staffordshire	Northampton	1990
Northants v Notts	Nottingham	1995
Northants v Yorkshire	Northampton	1992

Lowest Team Totals

Northants v Leicestershire	Leicester	1974
Northants v Glamorgan	Northampton	1966
Northants v Surrey	The Oval	1965

Nottinghamshire



D.W.Randall 149*
P.Johnson 146
R.T.Robinson 139

K.P.Evans 6/10
C.E.B.Rice 6/18
R.J.Hadlee 5/17

Nottinghamshire have played in the competition 79 times, winning 42 and losing 37.

Best Performance
 Winners: 1987.
 Runner Up: 1985.

344 for 6
314 for 8
312 for 9

123
140
141

Best Individual Scores

Nottinghamshire v Devon	Torquay	1988
Nottinghamshire v Northumberland	Jesmond	1994
Nottinghamshire v Worcestershire	Worcester	1985

Best Innings Bowling

Nottinghamshire v Northumberland	Jesmond	1994
Nottinghamshire v Sussex	Hove	1982
Nottinghamshire v Surrey	The Oval	1986

Highest Team Totals

Nottinghamshire v Northumberland	Jesmond	1994
Nottinghamshire v Northamptonshire	Nottingham	1995
Nottinghamshire v Buckinghamshire	Marlow	1990

Lowest Team Totals

Nottinghamshire v Yorkshire	Scarborough	1969
Nottinghamshire v Yorkshire	Leeds	1996
Nottinghamshire v Derbyshire	Derby	1981

Somerset



Somerset have played in the competition 93 times, winning 57 and losing 36.

Best Performance
Winners: 1979, 1983.
Runners Up: 1967, 1978, 1999.

C.J.Tavare 162*
P.W.Denning 145
I.V.A.Richards 139*

R.P.Lefebvre 7/15
J.Garner 6/29
A.R.Caddick 6/30

413 for 4
367 for 5
349 for 4

58
59
63

Best Individual Scores

Somerset v Devon Torquay 1990
Somerset v Glamorgan Cardiff 1978
Somerset v Warwickshire Taunton 1978

Best Innings Bowling

Somerset v Devon Torquay 1990
Somerset v Northamptonshire Lord's 1979
Somerset v Gloucs Taunton 1992

Highest Team Totals

Somerset v Devon Torquay 1990
Somerset v Herefordshire Taunton 1997
Somerset v Oxfordshire Aston Rowant 1994

Lowest Team Totals

Somerset v Middlesex Southgate 2000
Somerset v Middlesex Lord's 1977
Somerset v Yorkshire Taunton 1965

Surrey



Surrey have played in the competition 98 times, winning 61 and losing 37.

Best Performance
Winners: 1982.
Runners Up: 1965, 1980, 1991.

G.S.Clinton 146
G.P.Thorpe 145*
D.J.Bicknell 135*

R.D.Jackman 7/33
R.D.Jackman 6/22
A.J.Murphy 6/26

350
346
343 for 6

74
106
115

Best Individual Scores

Surrey v Kent Canterbury 1985
Surrey v Lancashire The Oval 1994
Surrey v Yorkshire The Oval 1989

Best Innings Bowling

Surrey v Yorkshire Harrogate 1970
Surrey v Hampshire Southampton 1982
Surrey v Glamorgan Swansea 1994

Highest Team Totals

Surrey v Worcestershire The Oval 1994
Surrey v Holland The Oval 1996
Surrey v Lancashire The Oval 1994

Lowest Team Totals

Surrey v Kent The Oval 1967
Surrey v Worcestershire Worcester 1972
Surrey v Worcestershire Worcester 1963

Sussex



Sussex have played in the competition 97 times, winning 63 and losing 34.

Best Performance
Winners: 1963, 1964, 1978, 1986.
Runners Up: 1968, 1970, 1973, 1993.

R.K.Rao 158
G.D.Mendis 141*
N.J.Lenham 129*

A.I.C.Dodemaide 6/9
D.L.Bates 6/30
G.S.le Roux 5/7

384 for 9
329 for 5
327 for 6

49
65
110

Best Individual Scores

Sussex v Derbyshire Derby 1997
Sussex v Warwickshire Hove 1980
Sussex v Devon Hove 1995

Best Innings Bowling

Sussex v Ireland Downpatrick 1990
Sussex v Gloucestershire Hove 1968
Sussex v Ireland Hove 1985

Highest Team Totals

Sussex v Ireland Belfast 1996
Sussex v Derbyshire Derby 1997
Sussex v Buckinghamshire Beaconsfield 1992

Lowest Team Totals

Sussex v Derbyshire Chesterfield 1969
Sussex v Somerset Hove 1983
Sussex v Worcestershire Hove 1974

County Records

Warwickshire



Warwickshire have played in the competition 111 times, winning 78 and losing 33.

Best Performance

Winners: 1966, 1968, 1989, 1993, 1995.

Runners Up: 1964, 1972, 1982, 1994, 1997, 2000.

A.I.Kallicharran 206
N.V.Knight 151
N.V.Knight 143*

K.Ibadulla 6/32
A.I.Kallicharran 6/32
A.A.Donald 5/12

392 for 5
361 for 8
357 for 3

98
109
111

Best Individual Scores

Warwickshire v Oxfordshire	Birmingham	1984
Warwickshire v Somerset	Birmingham	1995
Warwickshire v Ireland	Birmingham	1998

Best Innings Bowling

Warwickshire v Hampshire	Birmingham	1965
Warwickshire v Oxfordshire	Birmingham	1984
Warwickshire v Wiltshire	Birmingham	1989

Highest Team Totals

Warwickshire v Oxfordshire	Birmingham	1984
Warwickshire v Bedfordshire	Birmingham	1994
Warwickshire v Somerset	Birmingham	1995

Lowest Team Totals

Warwickshire v Leicestershire	Leicester	1998
Warwickshire v Kent	Canterbury	1971
Warwickshire v Middlesex	Birmingham	1975

Worcestershire



Worcestershire have played in the competition 85 times, winning 48 and losing 37.

Best Performance

Winners: 1994

Runner Up: 1963, 1966, 1988.

T.M.Moody 180*
G.A.Hick 172*
G.A.Hick 146

N.V.Radford 7/19
J.A.Flavell 6/14
J.A.Standen 5/14

404 for 3
357 for 2
336 for 5

98
115
117

Best Individual Scores

Worcestershire v Surrey	The Oval	1994
Worcestershire v Devon	Worcester	1987
Worcestershire v Essex	Chelmsford	1997

Best Innings Bowling

Worcestershire v Bedfordshire	Bedford	1991
Worcestershire v Lancashire	Worcester	1963
Worcestershire v Surrey	Worcester	1963


Highest Team Totals

Worcestershire v Devon	Worcester	1987
Worcestershire v Surrey	The Oval	1994
Worcestershire v Cumberland	Worcester	1988

Lowest Team Totals

Worcestershire v Durham	Chester LS	1968
Worcestershire v Sussex	Worcester	1967
Worcestershire v Northamptonshire	Northampton	1984

Yorkshire



Derbyshire have played in the competition 83 times, winning 47 and losing 36.

Best Performance

Winners: 1965, 1969

G.Boycott 146
M.D.Moxon 137
A.A.Metcalf 127*

D.Gough 7/27
F.S.Trueaman 6/15
G.B.Stevenson 5/27

345 for 5
317 for 4
310 for 5

76
90
109

Best Individual Scores

Yorkshire v Surrey	Lord's	1965
Yorkshire v Notts	Leeds	1996
Yorkshire v Warwickshire	Leeds	1990

Best Innings Bowling

Yorkshire v Ireland	Leeds	1997
Yorkshire v Somerset	Taunton	1965
Yorkshire v Berkshire	Reading	1983

Highest Team Totals

Yorkshire v Notts	Leeds	1996
Yorkshire v Surrey	Lord's	1965
Yorkshire v Leicestershire	Leicester	1997

Lowest Team Totals

Yorkshire v Surrey	Harrogate	1970
Yorkshire v Middlesex	Lord's	1964
Yorkshire v Leicestershire	Leeds	1975

Competition records 1963-2000 (Including the Gillette Cup)

Highest Totals

413 for 4	Somerset v Devon	Torquay	1990
406 for 5	Leicestershire v Berkshire	Leicester	1996
404 for 3	Worcestershire v Devon	Worcester	1987
392 for 5	Warwickshire v Oxfordshire	Birmingham	1984
386 for 5	Essex v Wiltshire	Chelmsford	1988
384 for 6	Kent v Berkshire	Finchampstead	1994
384 for 9	Sussex v Ireland	Belfast	1996
381 for 3	Lancashire v Hertfordshire	Radlett	1999
373 for 7	Glamorgan v Bedfordshire	Cardiff	1998
372 for 5	Lancashire v Gloucestershire	Manchester	1990
371 for 4	Hampshire v Glamorgan	Southampton	1975
367 for 5	Somerset v Herefordshire	Taunton	1997
365 for 3	Derbyshire v Cornwall	Derby	1986
361 for 7	Essex v Durham	Chelmsford	1996
361 for 8	Essex v Cumberland	Chelmsford	1992
361 for 8	Warwickshire v Bedfordshire	Birmingham	1994

Highest total by a minor county

323 for 7	Hertfordshire v Leicestershire (R)	Radlett	1999
------------------	---	---------	------

Highest total batting second

To Lose

350	Surrey v Worcestershire	The Oval	1994
------------	--------------------------------	----------	------

To Win

329 for 5	Sussex v Derbyshire	Derby	1997
------------------	----------------------------	-------	------

Lowest Totals

39	Ireland v Sussex	Hove	1994
41	Cambridgeshire v Buckinghamshire	Cambridge	1972
41	Middlesex v Essex	Westcliff	1972
41	Shropshire v Essex	Wellington	1974

Largest Victories

346 runs	Somerset beat Devon	Torquay	1990
304 runs	Sussex beat Ireland	Belfast	1996
299 runs	Worcestershire beat Devon	Worcester	1987
291 runs	Essex beat Wiltshire	Chelmsford	1988
244 runs	Sussex beat Ireland	Hove	1985

Batting records

Highest Score

A.I.Kallicharran	206	Warwickshire v Oxfordshire	Birmingham	1984
V.J.Wells	201	Leicestershire v Berkshire	Leicester	1996
T.M.Moody	180*	Worcestershire v Surrey	The Oval	1994
C.G.Greenidge	177	Hampshire v Glamorgan	Southampton	1975
A.J.Wright	177	Gloucestershire v Scotland	Bristol	1997
M.J.Di Venuto	173*	Derbyshire v Derbyshire Board	Derby	2000
G.A.Hick	172*	Worcestershire v Devon	Worcester	1987
V.P.Terry	165*	Hampshire v Berkshire	Southampton	1985
C.J.Tavare	162*	Somerset v Devon	Torquay	1990
I.V.A.Richards	162*	Glamorgan v Oxfordshire	Swansea	1993
C.L.Smith	159	Hampshire v Cheshire	Chester	1989
R.K.Rao	158	Sussex v Derbyshire	Derby	1997
Zaheer Abbas	158	Gloucestershire v Leices	Leicester	1983
G.D.Barlow	158	Middlesex v Lancashire	Lord's	1984
R.A.Smith	158	Hampshire v Worcestershire	Worcester	1996

Batting records continued

Most Hundreds			
8	R.A.Smith	Hampshire	1985-2000
Fastest Hundred			
36 balls	G.D.Rose	Somerset v Devon	Torquay 1990
Most Runs in a Career			
2547 (av 48.98)	G.A.Gooch	Essex	1973-1996
Highest Partnerships for each wicket (*unbroken)			
1	311	A.J.Wright and N.J. Trainor	Gloucs v Scotland 1997
2	286	I.S.Anderson and A.Hill	Derbyshire v Cornwall 1986
3	309*	T.S.Curtis and T.M.Moody	Worcestershire v Surrey 1994
4	234*	D.Lloyd and C.H.Lloyd	Lancashire v Gloucs 1978
5	166	M.A.Lynch and G.R.J.Roope	Surrey v Durham 1982
6	226	N.J.Llong and M.V.Fleming	Kent v Cheshire 1999
7	160*	C.J.Richards and I.R.Payne	Surrey v Lincs 1983
8	112	A.L.Penberthy and J.E.Emburey	Northants v Lancashire 1996
9	87	M.A.Nash and A.E.Cordle	Glamorgan v Lincs 1974
10	81	S.Turner and R.E.East	Essex v Yorkshire 1982

Bowling records

Best Bowling

M.A.Holding	8-21	Derbyshire v Sussex	Hove	1988
D.L.Underwood	8-31	Kent v Scotland	Edinburgh	1987
A.L.Dixon	7-15	Kent v Surrey	The Oval	1967
R.P.Lefebvre	7-15	Somerset v Devon	Torquay	1990
N.V.Radford	7-19	Worcs v Bedfordshire	Bedford	1991
D.Gough	7-27	Yorkshire v Ireland	Headingley	1997
P.J.Sainsbury	7-30	Hampshire v Norfolk	Southampton	1965
S.P.Davis	7-32	Durham v Lancashire	Chester-le-Street	1983
R.D.Jackman	7-33	Surrey v Yorkshire	Harrogate	1970
D.E.Malcolm	7-35	Derbys v Northants	Derby	1997
N.A.Mallender	7-37	Northants v Worcs	Northampton	1984
A.I.C.Dodemaide	6-9	Sussex v Ireland	Downpatrick	1990
K.P.Evans	6-10	Notts v Northumberland	Jesmond	1994
J.A.Flavell	6-14	Worcestershire v Lancs	Worcester	1963
R.D.Healey	6-14	Devon v Hertfordshire	Stevenage	1969
O.H.Mortensen	6-14	Derbyshire v Ireland	Derby	1989
F.S.Truman	6-15	Yorkshire v Somerset	Taunton	1965
W.W.Daniel	6-15	Middlesex v Sussex	Hove	1980

Hat -Tricks

J.D.F.Larter	Northamptonshire v Sussex	Northampton	1963
D.A.D.Sydenham	Surrey v Cheshire	Hoylake	1964
R.N.S.Hobbs	Essex v Middlesex	Lord's	1968
N.M.McVicker	Warwickshire v Lincolnshire	Birmingham	1971
G.S.le Roux	Sussex v Ireland	Hove	1985
M.Jean-Jacques	Derbyshire v Nottinghamshire	Derby	1987
J.F.M.O'Brien	Cheshire v Derbyshire	Chester	1988
R.A.Pick	Nottinghamshire v Scotland	Trent Bridge	1995
J.E.Emburey	Northamptonshire v Cheshire	Northampton	1996
A.R.Caddick	Somerset v Gloucestershire	Taunton	1996
D.Gough	Yorkshire v Ireland	Headingley	1997

Bowling records continued

Most Economical Analysis (12 Overs)

12-9-3-1 **J.Simmons** **Lancashire** v Suffolk Bury St Edmunds 1985

Most Expensive Bowling

12-0-107-2 **C.C.Lovell** **Cornwall** v Warwickshire St Austell 1996

Most Wickets in a Career

87 wkts (av 14.24) **A.A.Donald** **Warwickshire** 1987-2000
81 wkts (av 14.85) **G.G.Arnold** **Surrey and Sussex** 1963-1980

Wicket-keeping records

Most Dismissals in an Innings

7 (7ct) **A.J.Stewart** **Surrey** v Glamorgan Swansea 1994
6 (5ct, 1st) **R.W.Taylor** **Derbyshire** v Essex Derby 1981
6 (4ct, 2st) **T.Davies** **Glamorgan** v Staffordshire Stone 1986
6 (5ct, 1st) **K.R.Brown** **Middlesex** v Wales Northop Hall 1994
6 (6ct) **A.J.Stewart** **Surrey** v Berkshire The Oval 1995

Most Dismissals in a Career

83 (70ct, 13st) **R.C.Russell** **Gloucestershire** 1981-2000
66 (58ct, 8st) **R.W.Taylor** **Derbyshire** 1963-1984

Most Catches in an Innings

4 **A.S.Brown** **Gloucestershire** v Middlesex Bristol 1963
4 **G.Cook** **Northamptonshire** v Glamorgan Northampton 1972
4 **C.G.Greenidge** **Hampshire** v Cheshire Southampton 1981
4 **D.C.Jackson** **Durham** v Northamptonshire Darlington 1984
4 **T.S.Smith** **Hertfordshire** v Somerset St Albans 1984
4 **H.Morris** **Glamorgan** v Scotland Edinburgh 1988
4 **C.C.Lewis** **Nottinghamshire** v Worcs Nottingham 1992
4 **G.Yates** **Lancashire** v Essex Old Trafford 2000

Most Catches in a Career

27 **J.Simmons** **Lancashire** 1970-1989

Previous Finals

Gillette Cup

1963 **Sussex** beat Worcestershire by 14 runs
1964 **Sussex** beat Warwickshire by eight wickets
1965 **Yorkshire** beat Surrey by 175 runs
1966 **Warwickshire** beat Worcestershire by five wickets
1967 **Kent** beat Somerset by 32 runs
1968 **Warwickshire** beat Sussex by four wickets
1969 **Yorkshire** beat Derbyshire by 69 runs
1970 **Lancashire** beat Sussex by six wickets
1971 **Lancashire** beat Kent by 24 runs
1972 **Lancashire** beat Warwickshire by four wickets
1973 **Gloucestershire** beat Sussex by 40 runs
1974 **Kent** beat Lancashire by four wickets
1975 **Lancashire** beat Middlesex by seven wickets
1976 **Northants** beat Lancashire by four wickets
1977 **Middlesex** beat Glamorgan by five wickets
1978 **Sussex** beat Somerset by five wickets
1979 **Somerset** beat Northamptonshire by 45 runs
1980 **Middlesex** beat Surrey by seven wickets

NatWest Trophy

1981 **Derbyshire** beat Northants by losing fewer wickets
1982 **Surrey** beat Warwickshire by nine wickets
1983 **Somerset** beat Kent by 24 runs
1984 **Middlesex** beat Kent by four wickets
1985 **Essex** beat Nottinghamshire by one run
1986 **Sussex** beat Lancashire by seven wickets
1987 **Notts** beat Northants by three wickets
1988 **Middlesex** beat Worcestershire by three wickets
1989 **Warwickshire** beat Middlesex by four wickets
1990 **Lancashire** beat Northants by seven wickets
1991 **Hampshire** beat Surrey by four wickets
1992 **Northants** beat Leicestershire by eight wickets
1993 **Warwickshire** beat Sussex by five wickets
1994 **Worcestershire** beat Warwickshire by eight wickets
1995 **Warwickshire** beat Northants by four wickets
1996 **Lancashire** beat Essex by 129 runs
1997 **Essex** beat Warwickshire by nine wickets
1998 **Lancashire** beat Derbyshire by nine wickets
1999 **Gloucestershire** beat Somerset by 50 runs

Match Results Summary 1963 -2000

	Team	Played	Won	Lost	Holders	Losing Finalists	MOM Awards
1	Lancashire	110	79	31	7	3	71
2	Warwickshire	111	78	33	5	6	69
3	Middlesex	102	68	34	4	2	58
4	Sussex	97	63	34	4	4	56
5	Hampshire	98	61	37	1	-	60
6	Surrey	98	61	37	1	3	50
7	Northamptonshire	97	61	36	2	5	53
8	Somerset	93	57	36	2	3	54
9	Kent	87	51	36	2	3	50
10	Essex	84	48	36	2	1	49
11	Worcestershire	85	48	37	1	3	45
12	Gloucestershire	85	48	37	3	-	50
13	Yorkshire	83	47	36	2	-	37
14	Glamorgan	82	44	38	-	1	42
15	Derbyshire	79	42	37	1	2	45
16	Nottinghamshire	79	42	37	1	1	42
17	Leicestershire	80	41	39	-	1	43
18	Durham	44	14	30	-	-	19
19	Hertfordshire	26	6	20	-	-	10
20	Durham (R)	6	4	2	-	-	3
20	Kent (R)	6	4	2	-	-	5
20	Wales (R)	6	4	2	-	-	4
23	Lincolnshire	18	4	14	-	-	4
24	Buckinghamshire	23	4	19	-	-	6
25	Holland	9	3	6	-	-	5
26	Northumberland	13	3	10	-	-	5
27	Cumberland	17	3	14	-	-	4
27	Bedfordshire	17	3	14	-	-	4
29	Shropshire	18	3	15	-	-	7
30	Scotland	21	3	18	-	-	5
31	Berkshire	22	3	19	-	-	4
31	Cheshire	22	3	19	-	-	4
33	Devon	24	3	21	-	-	11
34	Staffordshire	25	3	22	-	-	4
35	Hampshire (R)	4	2	2	-	-	3
36	Wiltshire	16	2	14	-	-	2
37	Cambridgeshire	22	2	20	-	-	9
38	Ireland	23	2	21	-	-	5
39	Derbyshire (R)	3	1	2	-	-	1
39	Essex (R)	3	1	2	-	-	1
39	Middlesex (R)	3	1	2	-	-	1
39	Surrey (R)	3	1	2	-	-	1
39	Gloucstershire (R)	3	1	2	-	-	1
39	Huntingdonshire	3	1	2	-	-	1
39	Lancashire (R)	3	1	2	-	-	1
39	Sussex (R)	3	1	2	-	-	1
47	Yorkshire (R)	4	1	3	-	-	2
48	Herefordshire	6	1	5	-	-	1
49	Dorset	15	1	14	-	-	3
50	Suffolk	19	1	18	-	-	1
51	Norfolk	20	1	19	-	-	1
52	Oxfordshire	21	1	20	-	-	4
53	Northamptonshire (R)	2	-	2	-	-	1
53	Denmark	2	-	2	-	-	-
53	Leicestershire (R)	2	-	2	-	-	1
53	Nottinghamshire (R)	2	-	2	-	-	-
53	Worcestershire (R)	2	-	2	-	-	-
53	Somerset (R)	2	-	2	-	-	-
53	Warwickshire (R)	2	-	2	-	-	-
60	Wales (Minor Co)	3	-	3	-	-	-
61	Cornwall	9	-	9	-	-	1

■ (R) - County Board Recreational XI